

Table of Contents

1.0	INVESTIGATION AND MONITORING	2
1.1	RECEIVED AND INVESTIGATED CASES	2
1.2	ARRESTED SUSPECTED TRAFFICKERS.....	5
1.3	REFERRALS.....	6
2.0	LEGAL AND PROSECUTION	6
2.1	CASES RECEIVED FOR PROSECUTION	6
2.2	SUSPECTED TRAFFICKERS CHARGED TO COURT.....	7
2.3	DETAILS OF CONVICTION AND CONVICTED PERSONS	8
3.0	COUNSELING AND REHABILITATION	9
3.1	VICTIMS RESCUED	9
3.2	VICTIMS AGE RANGE	11
3.3	VICTIMS GENDER COMPOSITION	11
3.4	DISTRIBUTION OF RESCUED VICTIMS OF HUMAN TRAFFICKING ACCORDING TO THEIR STATES OF ORIGIN.....	12
3.5	EXTERNAL TRAFFICKING - DISTRIBUTION OF RESCUED VICTIMS OF HUMAN TRAFFICKING ACCORDING TO THEIR DESTINATION COUNTRIES	13
3.6	RESCUE AGENCIES/ORGANIZATIONS	13
4.0	PUBLIC ENLIGHTENMENT	14
5.0	DATA SUMMARY	15

1.0 INVESTIGATION AND MONITORING

1.1 Received and Investigated Cases

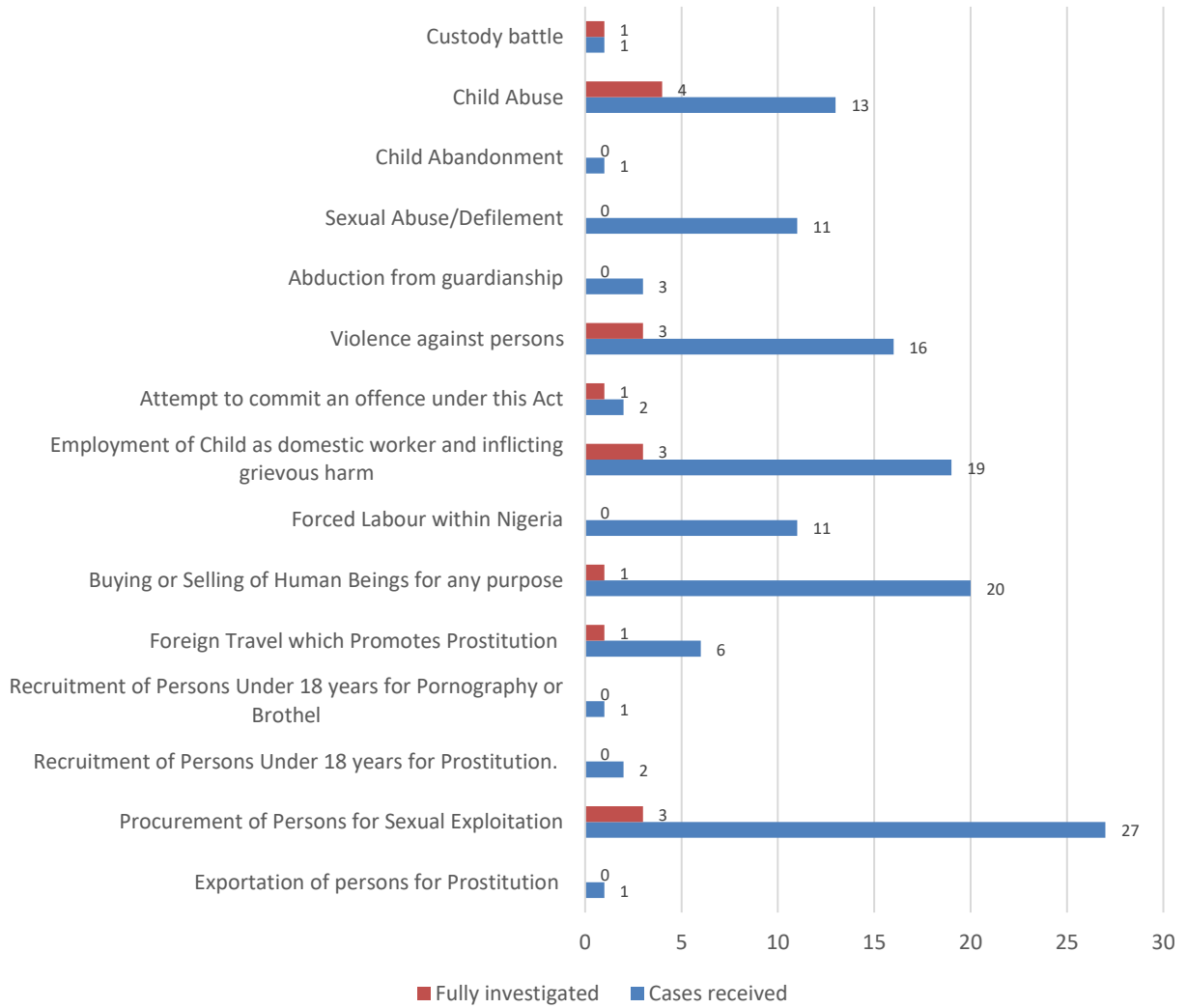
In this second quarter of 2020, the Agency received a total of One Hundred and Thirty Four (134) cases. The highest reported case being Procurement of Persons for Sexual Exploitation with Twenty Seven (27) cases and the lowest reported cases being Exportation of persons for Prostitution, Recruitment of Persons Under 18 years for Pornography or Brothel, Child Abandonment and Custody battle, with one (1) case, each.

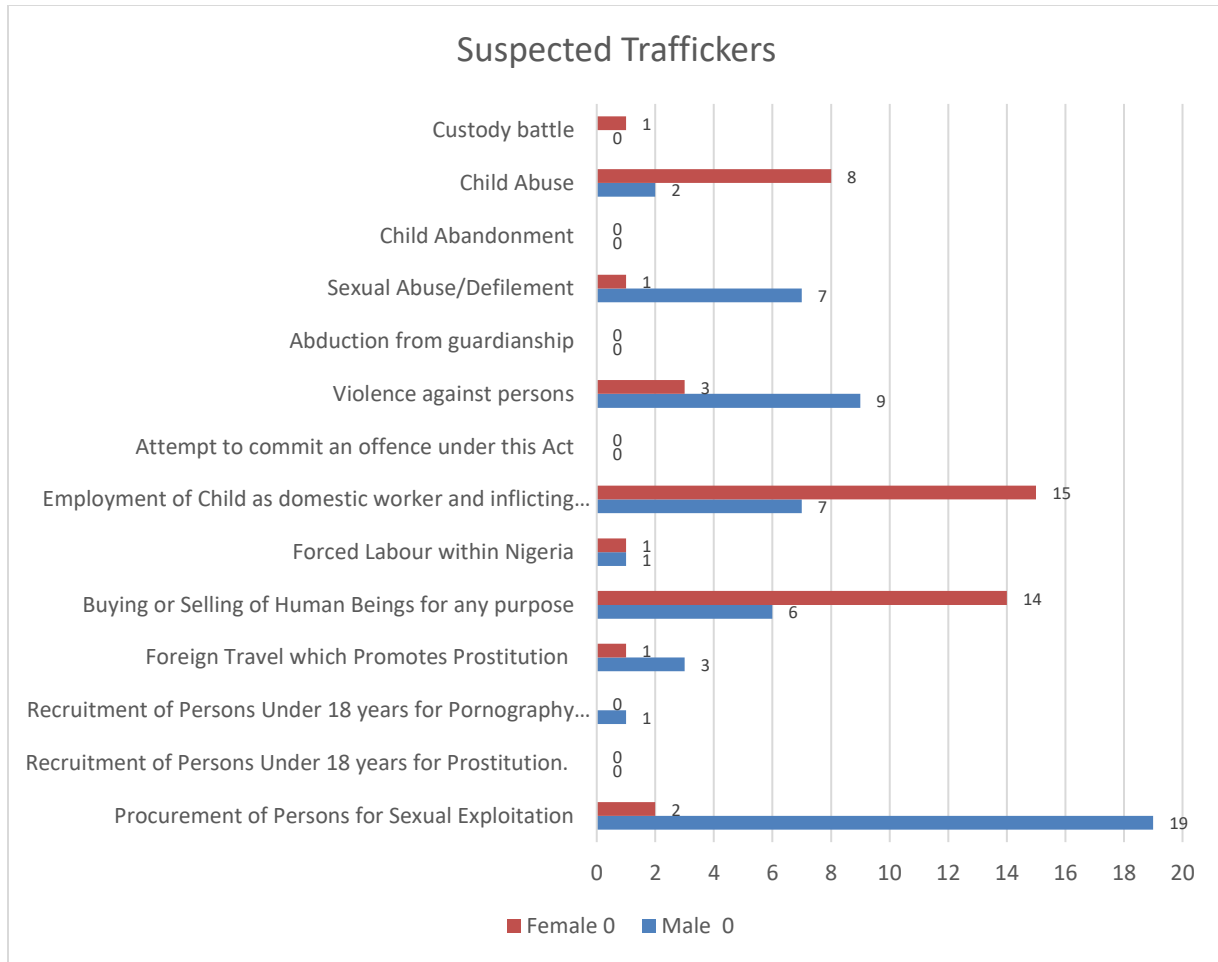
Only 17 cases out of the 134 reported cases were reported to have been fully investigated, under the quarter in review. This is actually a far cry!

Procurement of Persons for Sexual Exploitation, which had the highest reported case ended up just reporting only 3 cases, representing 11.1%, as fully investigated. Buying or Selling of Human Beings for any purpose had just 1 case, representing a paltry 5.0%, of the 20 reported cases fully investigated.

S/N	Categories of Offences	Cases received		Fully investigated		No. of Suspected Traffickers		
		No.	%	No.	%	Male	Female	Total
1	Exportation of persons for Prostitution	1	0.7	0	0	0	0	0
2	Procurement of Persons for Sexual Exploitation	27	20.1	3	11.1	19	2	21
3	Recruitment of Persons Under 18 years for Prostitution.	2	1.5	0	0.0	0	0	0
4	Recruitment of Persons Under 18 years for Pornography or Brothel	1	0.7	0	0.0	1	0	0
5	Foreign Travel which Promotes Prostitution	6	4.5	1	16.7	3	1	4
6	Buying or Selling of Human Beings for any purpose	20	14.9	1	5.0	6	14	20
7	Forced Labour within Nigeria	11	8.2	0	0.0	1	1	2
8	Employment of Child as domestic worker and inflicting grievous harm	19	14.2	3	15.8	7	15	22
9	Attempt to commit an offence under this Act	2	1.5	1	50.0	0	0	0
10	Violence against persons	16	11.9	3	18.8	9	3	12
11	Abduction from guardianship	3	2.2	0	0.0	0	0	0
12	Sexual Abuse/Defilement	11	8.2	0	0.0	7	1	8
13	Child Abandonment	1	0.7	0	0.0	0	0	0
14	Child Abuse	13	9.7	4	30.8	2	8	10
15	Custody battle	1	0.7	1	100.0	0	1	0
	TOTAL	134	100.0	17	12.7	55	46	101

Cases received and Fully investigated





1.2 Arrested Suspected Traffickers

The total number of suspected traffickers arrested in the quarter under review is One Hundred and One (101).

The highest arrests made came from the following; Employment of Child as domestic worker and inflicting grievous harm (22), Procurement of Persons for Sexual Exploitation (21) and Buying or Selling of Human Beings for any purpose(20).

1.3 Referrals

In this quarter under review, the Agency referred just One (1) case to the Ministry of Justice.

S/N	Agency	No.
1.	Ministry of Justice	1
	Total	1

2.0 LEGAL AND PROSECUTION

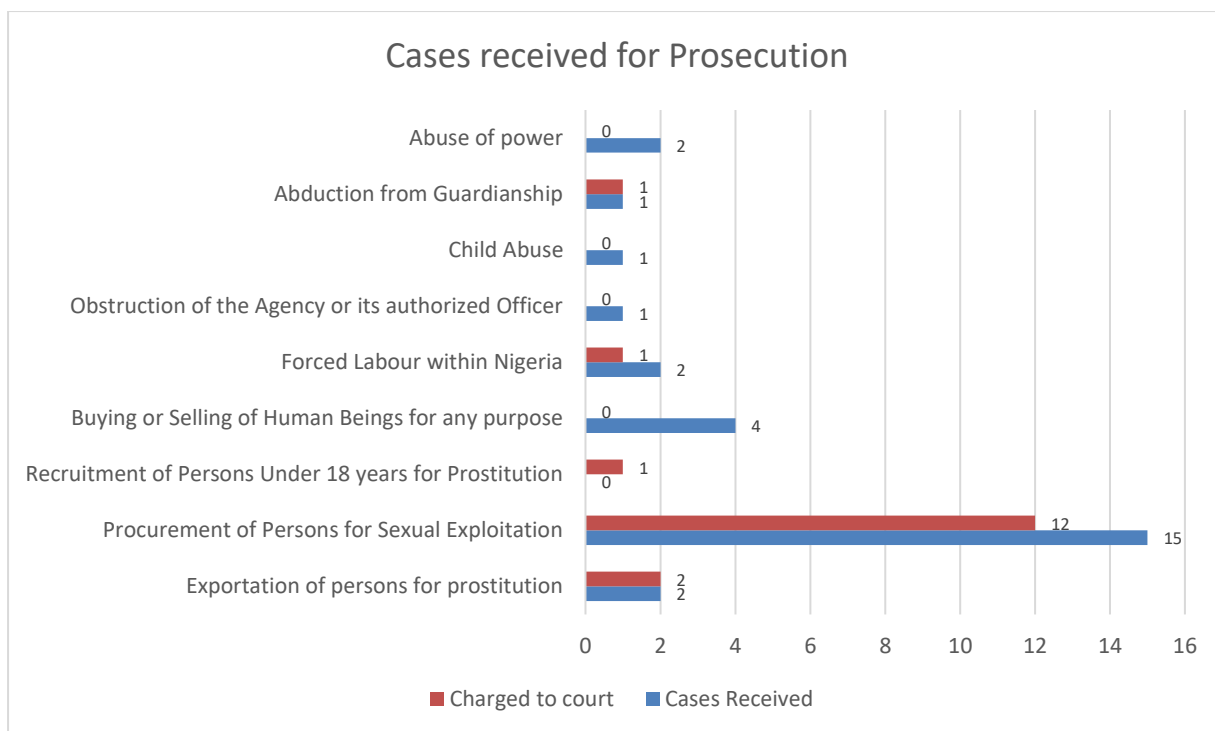
2.1 Cases Received for Prosecution

The Legal and Prosecution Department received 28 cases from the Investigation and Monitoring Department for advisement. Seventeen (17) cases, representing 60.7%, were later charged to court.

Out of 15 cases received for Procurement of Persons for Sexual Exploitation, only 12 cases, representing 80%, were charged to court. Buying or Selling of Human Beings for any purpose, with Four (4) cases had none of its cases charged to court.

Exportation of persons for prostitution (2) and Abduction from Guardianship (1) charged all its cases to court.

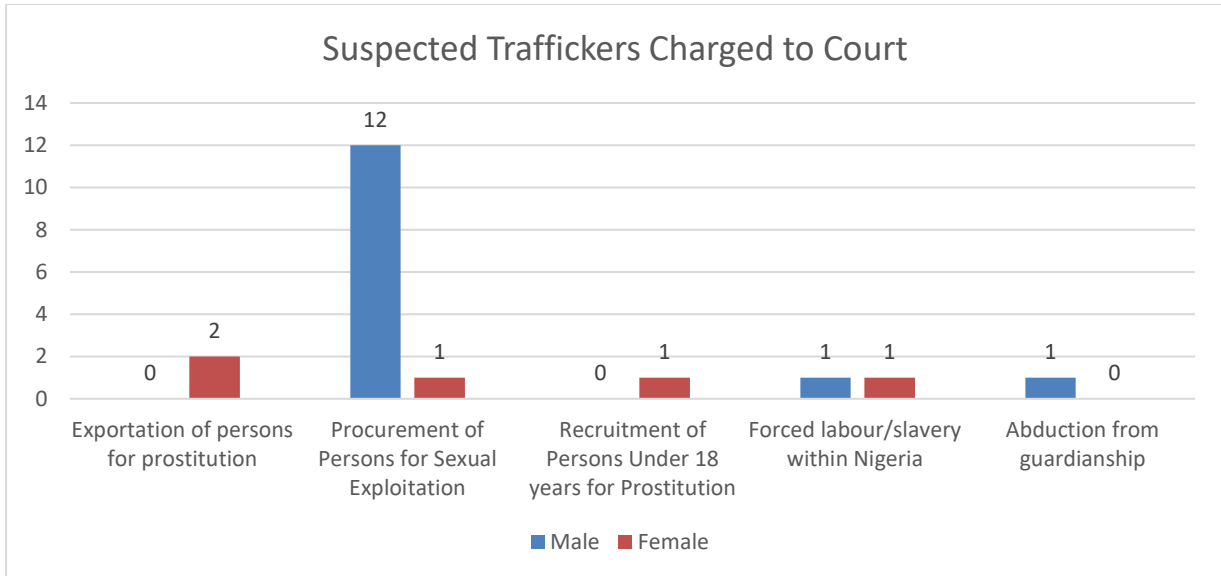
S/N	Categories of offences	Cases Received		Charged to court	
		No.	%	No.	%
1	Exportation of persons for prostitution	2	7.1	2	100.0
2	Procurement of Persons for Sexual Exploitation	15	53.6	12	80.0
3	Recruitment of Persons Under 18 years for Prostitution	0	0.0	1	
4	Buying or Selling of Human Beings for any purpose	4	14.3	0	0.0
5	Forced Labour within Nigeria	2	7.1	1	50.0
6	Obstruction of the Agency or its authorized Officer	1	3.6	0	0.0
7	Child Abuse	1	3.6	0	0.0
8	Abduction from Guardianship	1	3.6	1	100.0
9	Abuse of power	2	7.1	0	0.0
	Total	28	100.0	17	60.7



2.2 Suspected Traffickers Charged to Court

Of the One Hundred and One (101) suspects of trafficking arrested, only 19 were charged to court, out of which 14 are males, representing 73.7%, and 5 females, representing 26.3%. There were more persons (13) charged to court for Procurement of Persons for Sexual Exploitation.

S/N	Categories of offences	Male		Female		Total	
		No.	%	No.	%	No.	%
1	Exportation of persons for prostitution	0	0.0	2	40.0	2	10.5
2	Procurement of Persons for Sexual Exploitation	12	85.7	1	20.0	13	68.4
3	Recruitment of Persons Under 18 years for Prostitution	0	0.0	1	20.0	1	5.3
4	Forced labour/slavery within Nigeria	1	7.1	1	20.0	2	10.5
5	Abduction from guardianship	1	7.1	0	0.0	1	5.3
	Total	14	100.0	5	100.0	19	100.0

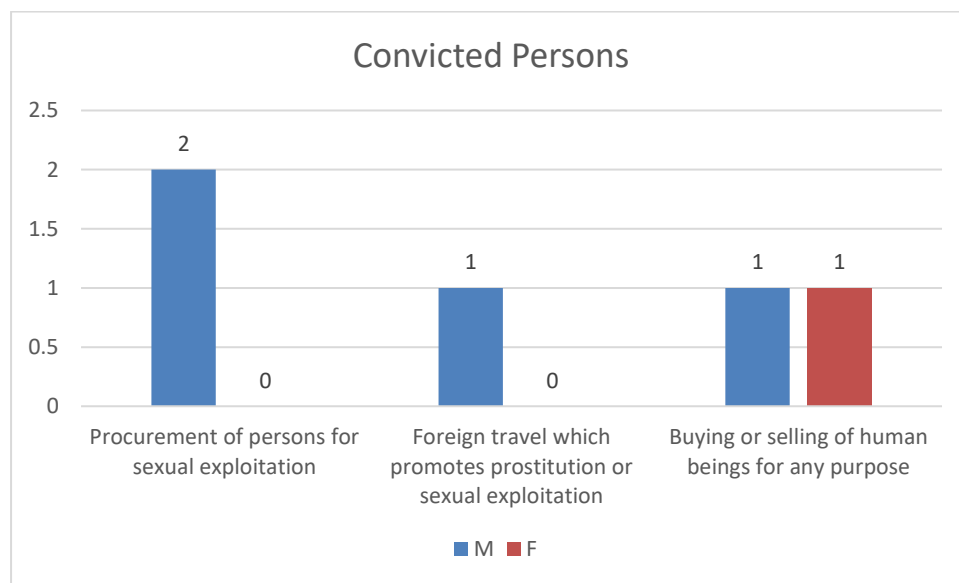


2.3 Details of Conviction and Convicted Persons

In the quarter under review, the Agency won Four (4) cases and had 5 traffickers convicted for different cases. This brings the total convictions gotten by the Agency to **Three Hundred and Forty (340)** and the total of convicted persons to **Four Hundred and Twenty Six (426)**.

Of the 5 convicted traffickers in this quarter, 4 are males and 1 female. Two convictions, all males, were gotten from Procurement of persons for sexual exploitation.

Categories of Offences	No. won	Convicts	
		M	F
Procurement of persons for sexual exploitation	2	2	0
Foreign travel which promotes prostitution or sexual exploitation	1	1	0
Buying or selling of human beings for any purpose	1	1	1
Total	4	4	1



3.0 COUNSELING AND REHABILITATION

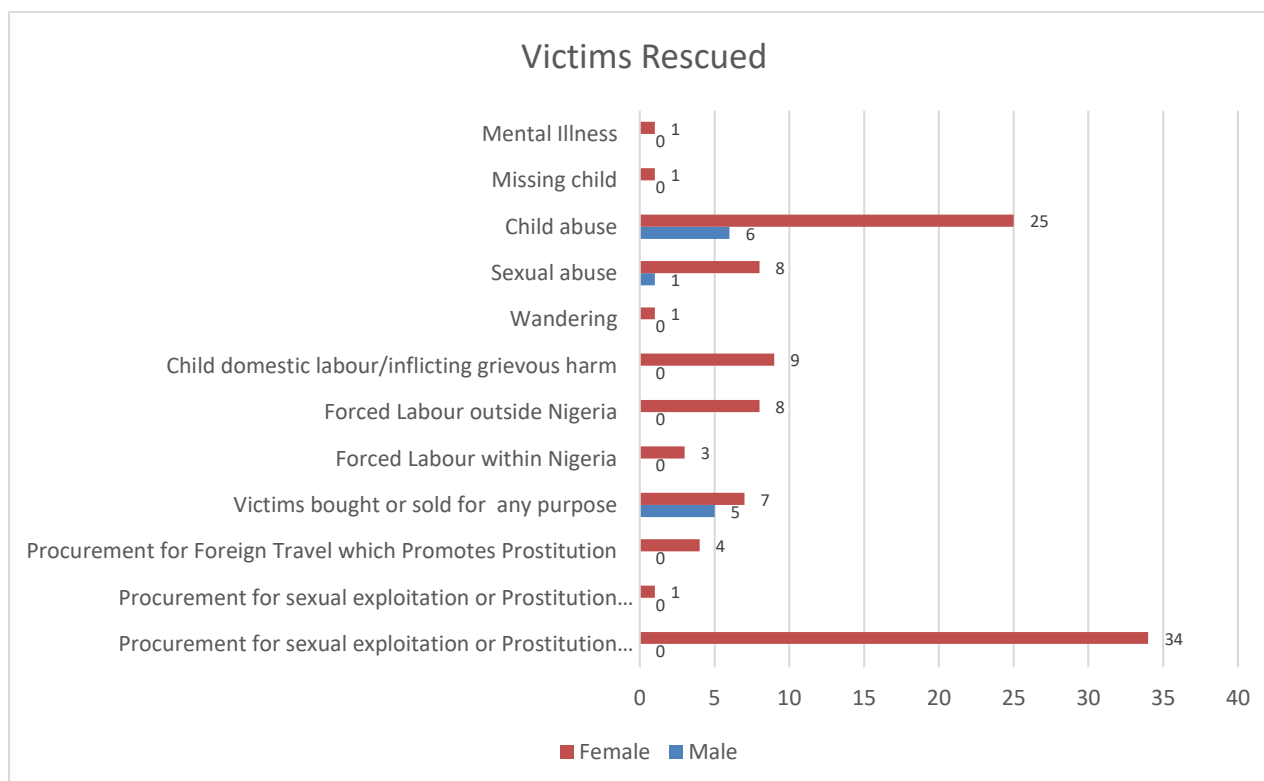
3.1 Victims Rescued

A total of One Hundred and Fourteen (114) victims were rescued by the Agency, under the quarter in review. This totals up the victims rescued by the Agency to **Fifteen Thousand One Hundred and Ninety Nine (15,199)**.

The highest number of victims rescued was as a result of Procurement for sexual exploitation or Prostitution internally, with 34 victims, all females. It is followed by Child abuse victims with 31 victims, comprised of 6 males and 25 females.

Procurement for sexual exploitation or Prostitution externally, Wandering and Missing child cases had just 1 victim respectively.

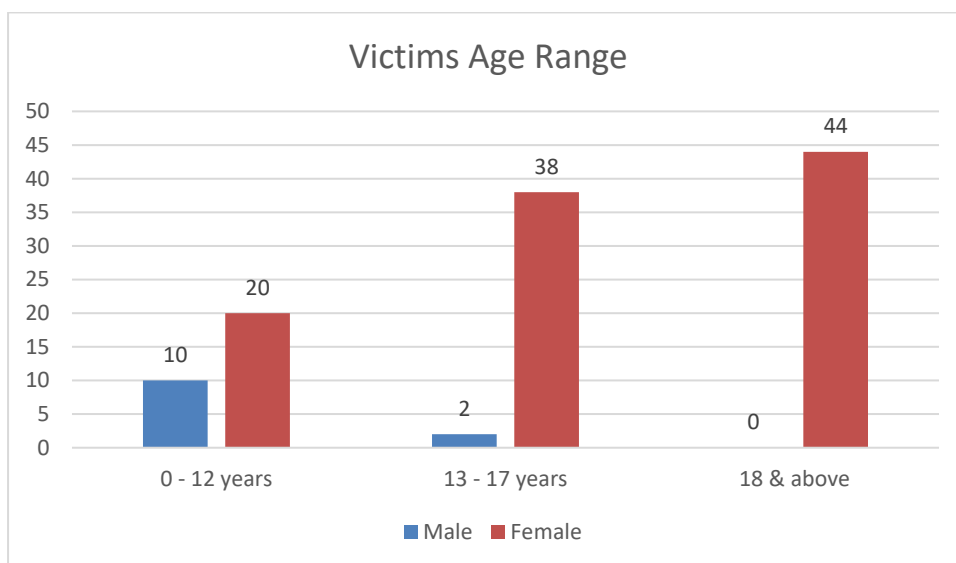
S/N	Type of trafficking	Male		Female		Total	
		No.	%	No.	%	No.	%
1	Procurement for sexual exploitation or Prostitution internally	0	0.0	34	33.3	34	29.8
2	Procurement for sexual exploitation or Prostitution externally	0	0.0	1	1.0	1	0.9
3	Procurement for Foreign Travel which Promotes Prostitution	0	0.0	4	3.9	4	3.5
4	Victims bought or sold for any purpose	5	41.7	7	6.9	12	10.5
5	Forced Labour within Nigeria	0	0.0	3	2.9	3	2.6
6	Forced Labour outside Nigeria	0	0.0	8	7.8	8	7.0
7	Child domestic labour/inflicting grievous harm	0	0.0	9	8.8	9	7.9
8	Wandering	0	0.0	1	1.0	1	0.9
9	Sexual abuse	1	8.3	8	7.8	9	7.9
10	Child abuse	6	50.0	25	24.5	31	27.2
11	Missing child	0	0.0	1	1.0	1	0.9
12	Mental Illness	0	0.0	1	1.0	1	0.9
	TOTAL	12	100.0	102	100.0	114	100.0



3.2 Victims Age Range

There are more victims that fall within the age range of 18 & above; 44, representing 38.6%, all females.

Age	Male		Female		Total	
	No.	%	No.	%	No.	%
0 - 12 years	10	83.3	20	19.6	30	26.3
13 - 17 years	2	16.7	38	37.3	40	35.1
18 & above	0	0.0	44	43.1	44	38.6
Total	12	100.0	102	100.0	114	100.0

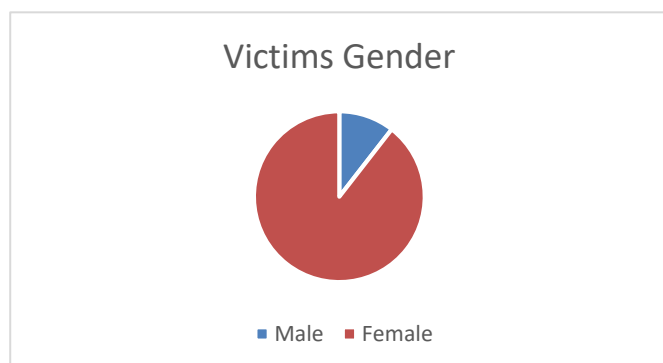


3.3 Victims Gender Composition

Of the 114 victims, 12 are males, representing 10.5%, while 102 are females, representing 89.5%.

This clearly shows that females continue to be the most vulnerable sex.

Gender	No.	%
Male	12	10.5
Female	102	89.5
Total	114	100.0



3.4 Distribution of Rescued Victims of Human Trafficking According to their States of Origin

All the victims rescued, 114 of them, in this quarter under review are all Nigerians. The states with the highest number of victims are as follows; Akwa Ibom 28, Benue 16 and Abia and Sokoto with 8 victims each. These accounts for 24.6%, 14.0% and 7.0%, respectively, of the total victims.

S/N	State	Male		Female		Total	
		No.	%	No.	%	No.	%
1	Abia	5	41.7	3	2.9	8	7.0
2	Adamawa	0	0.0	0	0.0	0	0.0
3	Akwa Ibom	2	16.7	26	25.5	28	24.6
4	Anambra	1	8.3	1	1.0	2	1.8
5	Bauchi	0	0.0	0	0.0	0	0.0
6	Bayelsa	0	0.0	0	0.0	0	0.0
7	Benue	1	8.3	15	14.7	16	14.0
8	Borno	0	0.0	0	0.0	0	0.0
9	Cross River	0	0.0	6	5.9	6	5.3
10	Delta	0	0.0	3	2.9	3	2.6
11	Ebonyi	0	0.0	3	2.9	3	2.6
12	Edo	0	0.0	1	1.0	1	0.9
13	Ekiti	0	0.0	1	1.0	1	0.9
14	Enugu	0	0.0	6	5.9	6	5.3
15	FCT	0	0.0	0	0.0	0	0.0
16	Gombe	0	0.0	0	0.0	0	0.0
17	Imo	0	0.0	1	1.0	1	0.9
18	Jigawa	0	0.0	1	1.0	1	0.9
19	Kaduna	0	0.0	5	4.9	5	4.4
20	Kano	0	0.0	2	2.0	2	1.8
21	Katsina	0	0.0	4	3.9	4	3.5
22	Kebbi	0	0.0	1	1.0	1	0.9
23	Kogi	0	0.0	1	1.0	1	0.9
24	Kwara	0	0.0	2	2.0	2	1.8
25	Lagos	0	0.0	0	0.0	0	0.0
26	Nasarawa	0	0.0	2	2.0	2	1.8
27	Niger	0	0.0	0	0.0	0	0.0
28	Ogun	0	0.0	0	0.0	0	0.0
29	Ondo	0	0.0	2	2.0	2	1.8
30	Osun	1	8.3	4	3.9	5	4.4
31	Oyo	0	0.0	2	2.0	2	1.8
32	Plateau	0	0.0	3	2.9	3	2.6
33	Rivers	0	0.0	0	0.0	0	0.0
34	Sokoto	2	16.7	6	5.9	8	7.0
35	Taraba	0	0.0	0	0.0	0	0.0
36	Yobe	0	0.0	0	0.0	0	0.0

37	Zamfara	0	0.0	0	0.0	0	0.0
	Unidentified	0	0.0	1	1.0	1	0.9
	Total	12	100.0	102	100.0	114	100.0

3.5 External Trafficking - Distribution of Rescued Victims of Human Trafficking According to their Destination Countries

From the victims rescued, two were being trafficked to Cote D'ivore.

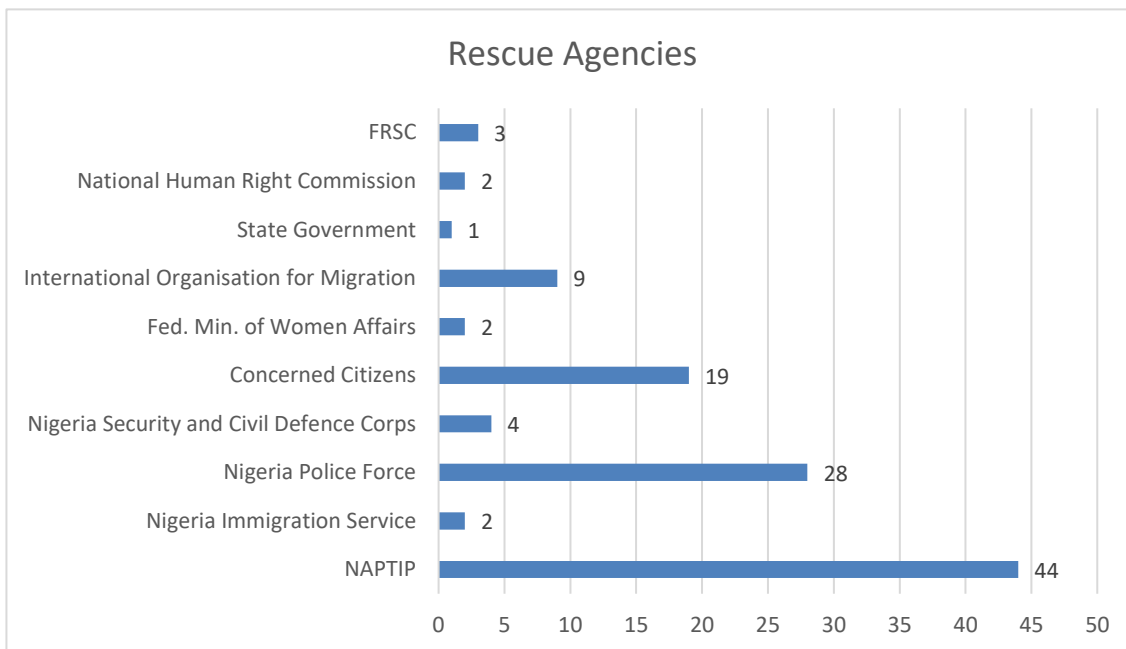
	Country	No.	%
1	Cote d'ivore	2	100
	Total	2	100

3.6 RESCUE AGENCIES/ORGANIZATIONS

The Agency has always had its sister law enforcement agencies assist in the rescue of victims. For this period under review, Nigeria Police Force rescued the highest number of victims; 28 victims representing 24.6%. Concerned Citizens rescued 19 victims, while International Organisation for Migration rescued 9 victims, representing 7.9%.

S/N	Rescue Agencies	No.	%
1	NAPTIP	44	38.6
2	Nigeria Immigration Service	2	1.8
3	Nigeria Police Force	28	24.6
4	Nigeria Security and Civil Defence Corps	4	3.5
5	Concerned Citizens	19	16.7
6	Fed. Min. of Women Affairs	2	1.8
7	International Organisation for Migration	9	7.9
8	State Government	1	0.9
9	National Human Right Commission	2	1.8
10	FRSC	3	2.6
	Total	114	100.0

4.0 Public Enlightenment



The Agency carried out a total of Forty Nine (49) public enlightenment

programmes all over the country.

5.0 DATA SUMMARY

S/N	Description	Inception to June 2020
1.	Total number of cases received	7,991
2.	Total number of cases investigated	4,073
3.	Total number victims rescued	15,199
4.	Total number of convictions	340
5.	Total number of convicted persons	426