

Contents

1.0	INVESTIGATION AND MONITORING	2
1.2	AGENCIES CASES WERE REFERRED TO	4
1.3	SUSPECTED TRAFFICKERS	4
1.3.1	ANALYSIS OF SUSPECTED TRAFFICKERS.....	5
2.0	PROSECUTION AND CONVICTIONS.....	6
2.1	CASES CHARGED TO COURT	8
2.2	CONVICTIONS	12
3.0	VICTIMS' PROTECTION AND ASSISTANCE.....	15
3.1	AGE RANGE	17
3.2	DISTRIBUTION OF VICTIMS BY STATE OF ORIGIN	17
3.3	DISTRIBUTION OF VICTIMS BY GEO-POLITICAL ZONES	21
3.4	DISTRIBUTION BY COUNTRY OF ORIGIN.....	21
3.5	DESTINATION COUNTRIES	22
3.6	COUNTRIES OF RESCUE.....	23
3.7	ECONOMIC EMPOWERMENT.....	24
3.8	RESCUING AGENCIES	25
4.0	SUMMARY	27

1.0 INVESTIGATION AND MONITORING

Under the year in review, the total cases received by the Agency was Eight hundred and Seventy-Six (876), bringing it to a grand total of Five thousand, Four hundred and Ninety-Six (5496) cases since inception.

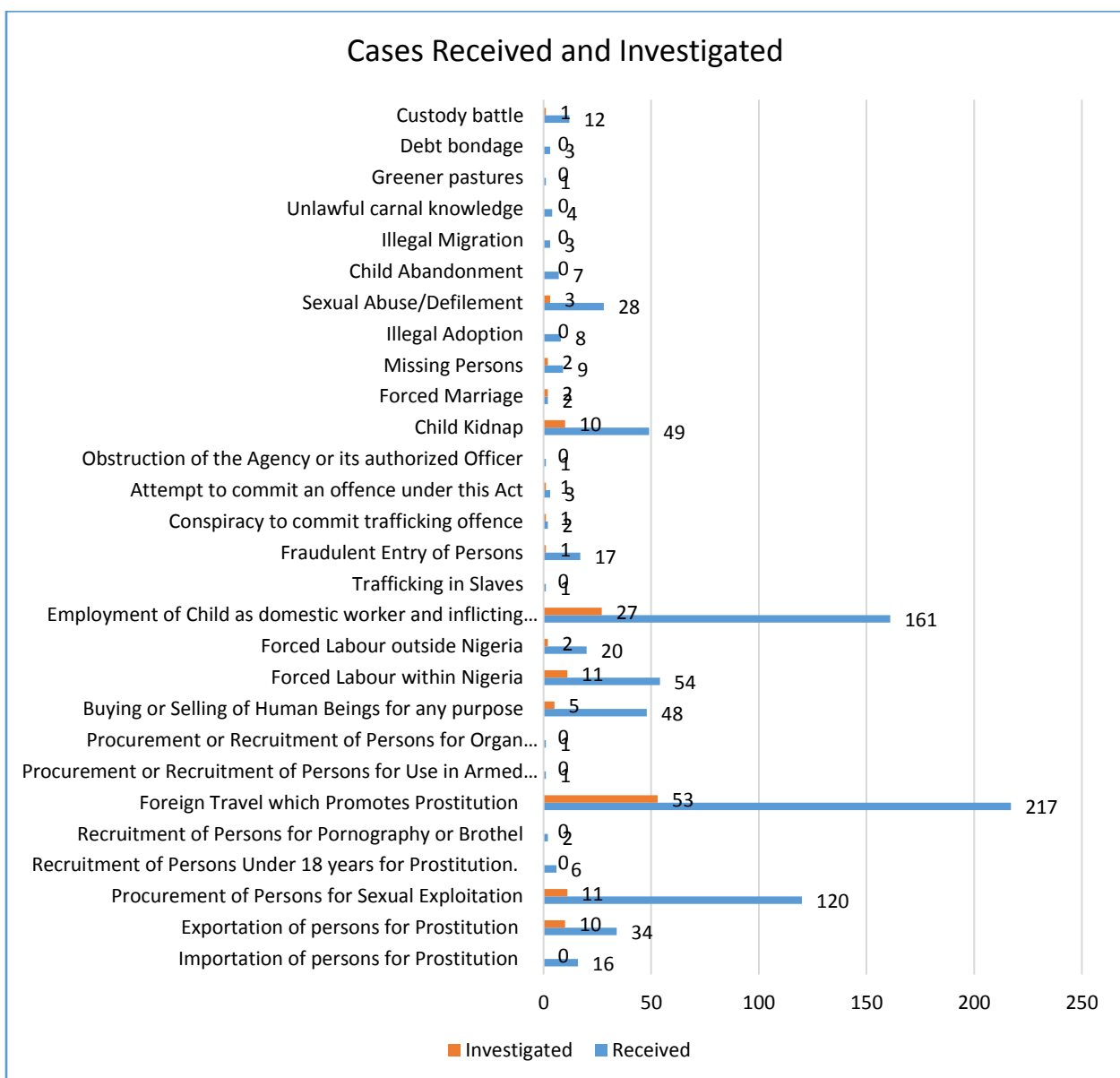
Out of the 876 cases received, a total of One Hundred and Forty-Eight (148) cases, which represents 16.9%, were investigated fully.

The most reported cases, from the table below, came from Foreign Travel which Promotes Prostitution, Employment of Child as domestic worker and inflicting grievous harm and Procurement of Persons for Sexual Exploitation with 217, 161 and 120 cases respectively.

The least number of cases came from Procurement or Recruitment of Persons for Use in Armed Conflicts, Procurement or Recruitment of Persons for Organ Harvesting and Trafficking in Slaves with one (1) case each.

S/N	Cases received	Received		Investigated	
		NO.	%	NO.	%
1	Importation of persons for Prostitution	16	1.8	0	0.0
2	Exportation of persons for Prostitution	34	3.9	10	29.4
3	Procurement of Persons for Sexual Exploitation	120	13.7	11	9.2
4	Recruitment of Persons Under 18 years for Prostitution.	6	0.7	0	0.0
5	Recruitment of Persons for Pornography or Brothel	2	0.2	0	0.0
6	Foreign Travel which Promotes Prostitution	217	24.8	53	24.4
7	Procurement or Recruitment of Persons for Use in Armed Conflicts	1	0.1	0	0.0
8	Procurement or Recruitment of Persons for Organ Harvesting	1	0.1	0	0.0
9	Buying or Selling of Human Beings for any purpose	48	5.5	5	10.4
10	Forced Labour within Nigeria	54	6.2	11	20.4
11	Forced Labour outside Nigeria	20	2.3	2	10.0
12	Employment of Child as domestic worker and inflicting grievous harm	161	18.4	27	16.8
13	Trafficking in Slaves	1	0.1	0	0.0
14	Fraudulent Entry of Persons	17	1.9	1	5.9
15	Conspiracy to commit trafficking offence	2	0.2	1	50.0
16	Attempt to commit an offence under this Act	3	0.3	1	33.3
17	Obstruction of the Agency or its authorized Officer	1	0.1	0	0.0
18	Child Kidnap	49	5.6	10	20.4
19	Forced Marriage	2	0.2	2	100.0
20	Missing Persons	9	1.0	2	22.2

21	Illegal Adoption	8	0.9	0	0.0
22	Sexual Abuse/Defilement	28	3.2	3	10.7
23	Child Abandonment	7	0.8	0	0.0
24	Illegal Migration	3	0.3	0	0.0
25	Unlawful carnal knowledge	4	0.5	0	0.0
26	Greener pastures	1	0.1	0	0.0
27	Debt bondage	3	0.3	0	0.0
28	Custody battle	12	1.4	1	8.3
	Others	46	5.3	8	17.4
	Total	876	100.0	148	16.9

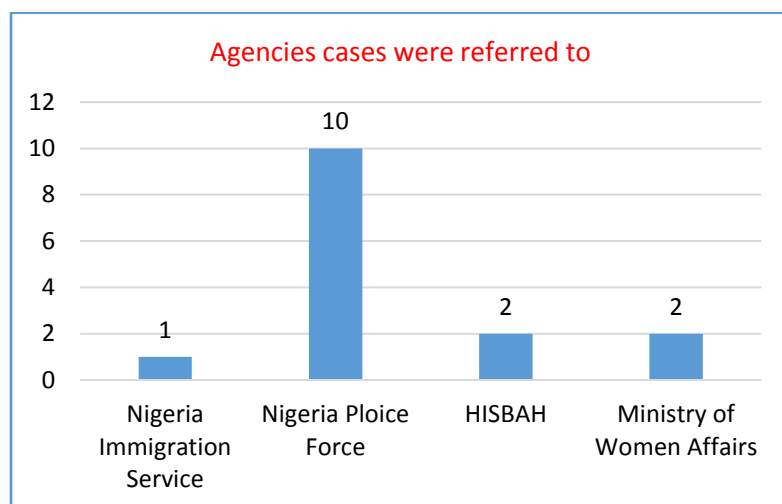


1.2 AGENCIES CASES WERE REFERRED TO

A total of fifteen cases were referred to other Agencies by NAP TIP, as they were not within our jurisdiction. The Nigeria Police Force had the highest amount of cases referred to them, with a total of 10 cases.

Nigeria Immigration Service had just one case referred to it, making it the least Agency cases were referred to.

S/N	Agencies cases were referred to	No	%
1	Nigeria Immigration Service	1	6.7
2	Nigeria Police Force	10	66.7
3	HISBAH	2	13.3
4	Ministry of Women Affairs	2	13.3
	Total	15	100.0



1.3 SUSPECTED TRAFFICKERS

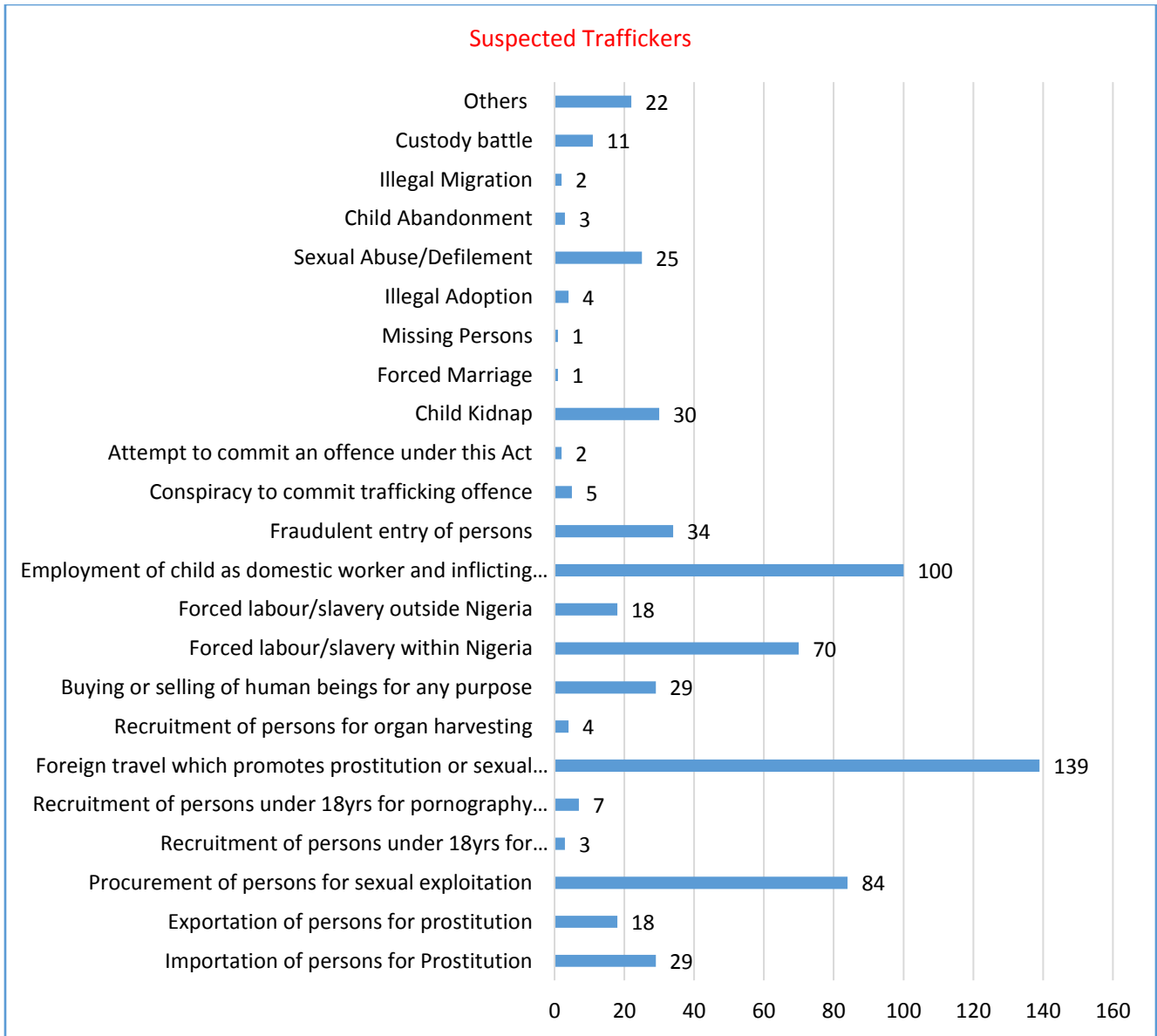
A total of Six hundred and Forty One (641) traffickers were apprehended in the year 2017, with 363 being males and 278, females.

The highest number of suspected traffickers came under the case of Foreign travel which promotes prostitution or sexual exploitation, with a total number of 139, representing 21.7% of the number, 75 of whom were males and 64 females. Following it is the Employment of a child as domestic worker and inflicting grievous harms, with 100 suspected traffickers, 36 of whom were males and 64 are females.

The least number of offenders apprehended by the Agency came from the cases missing persons and forced marriage, with just one case each.

1.3.1 ANALYSIS OF SUSPECTED TRAFFICKERS

S/N	Suspected Offences	Suspects		Total	
		M	F	No.	%
1	Importation of persons for Prostitution	15	14	29	4.5
2	Exportation of persons for prostitution	9	9	18	2.8
3	Procurement of persons for sexual exploitation	67	17	84	13.1
4	Recruitment of persons under 18yrs for prostitution/sexual exploitation	1	2	3	0.5
5	Recruitment of persons under 18yrs for pornography or brothel	2	5	7	1.1
6	Foreign travel which promotes prostitution or sexual exploitation	75	64	139	21.7
7	Recruitment of persons for organ harvesting	4	0	4	0.6
8	Buying or selling of human beings for any purpose	14	15	29	4.5
9	Forced labour/slavery within Nigeria	40	30	70	10.9
10	Forced labour/slavery outside Nigeria	12	6	18	2.8
11	Employment of child as domestic worker and inflicting grievous harms	36	64	100	15.6
12	Fraudulent entry of persons	20	14	34	5.3
13	Conspiracy to commit trafficking offence	2	3	5	0.8
14	Attempt to commit an offence under this Act	2	0	2	0.3
15	Child Kidnap	20	10	30	4.7
16	Forced Marriage	1	0	1	0.2
17	Missing Persons	0	1	1	0.2
18	Illegal Adoption	3	1	4	0.6
19	Sexual Abuse/Defilement	20	5	25	3.9
20	Child Abandonment	2	1	3	0.5
21	Illegal Migration	2	0	2	0.3
22	Custody battle	5	6	11	1.7
23	Others	11	11	22	3.4
	Total	363	278	641	100.0



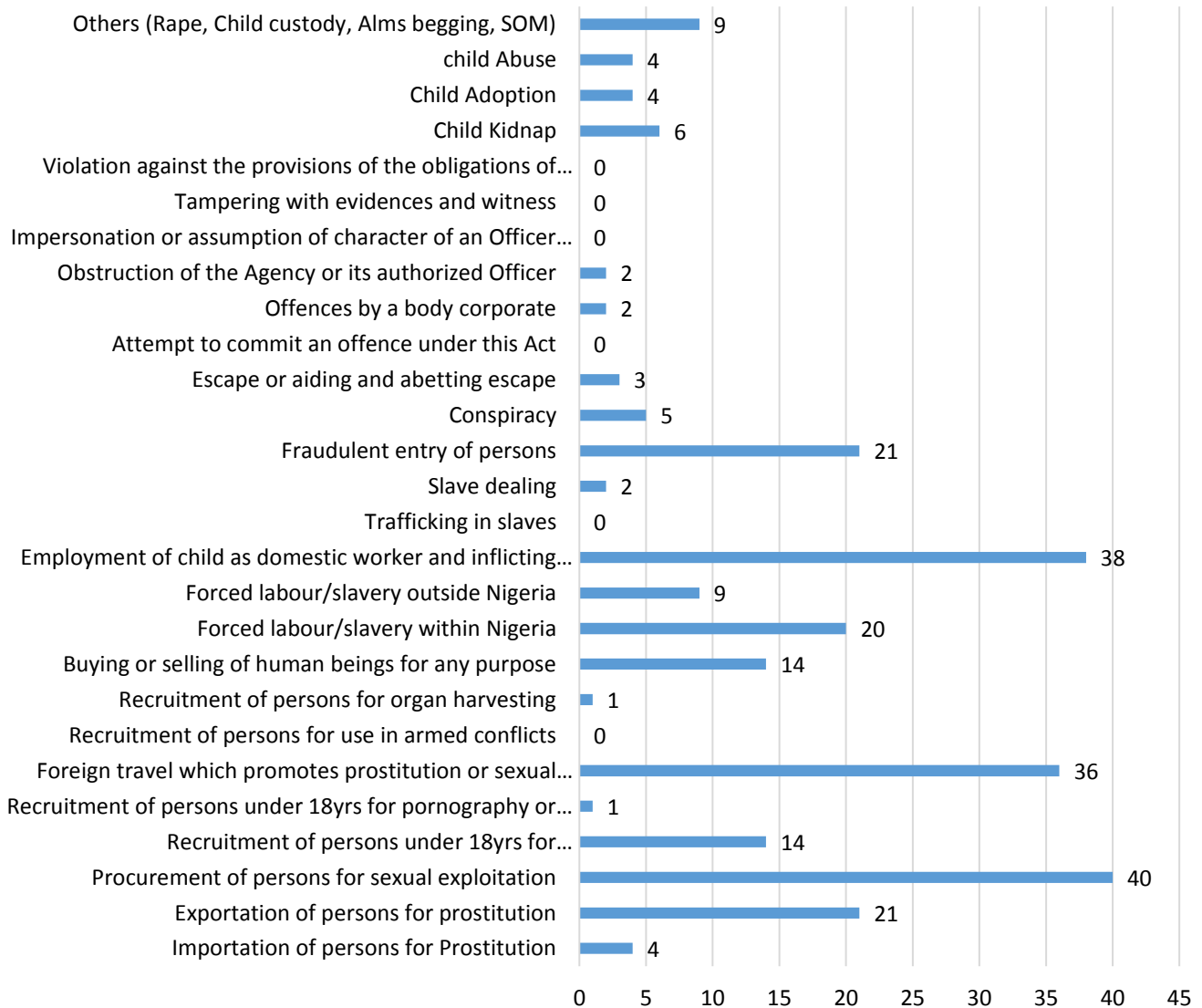
2.0 PROSECUTION AND CONVICTIONS

The Legal Department of the Agency received a total number of Two hundred and Fifty Six (256) cases for legal opinion.

Procurement of persons for sexual exploitation had Forty (40) cases for legal opinion, making it the highest number of cases received by the department. The least number of cases came from Recruitment of persons under 18yrs for pornography or brothel and Recruitment of persons for organ harvesting, with just a case each.

S/N	Cases received for legal opinion	No.	%
1	Importation of persons for Prostitution	4	1.6
2	Exportation of persons for prostitution	21	8.2
3	Procurement of persons for sexual exploitation	40	15.6
4	Recruitment of persons under 18yrs for prostitution/sexual exploitation	14	5.5
5	Recruitment of persons under 18yrs for pornography or brothel	1	0.4
6	Foreign travel which promotes prostitution or sexual exploitation	36	14.1
7	Recruitment of persons for use in armed conflicts	0	0
8	Recruitment of persons for organ harvesting	1	0.4
9	Buying or selling of human beings for any purpose	14	5.5
10	Forced labour/slavery within Nigeria	20	7.8
11	Forced labour/slavery outside Nigeria	9	3.5
12	Employment of a child as domestic worker and inflicting grievous harms	38	14.8
13	Trafficking in slaves	0	0
14	Slave dealing	2	0.8
15	Fraudulent entry of persons	21	8.2
16	Conspiracy	5	2.0
17	Escape or aiding and abetting escape	3	1.2
18	Attempt to commit an offence under this Act	0	0
19	Offences by a body corporate	2	0.8
20	Obstruction of the Agency or its authorized Officer	2	0.8
21	Impersonation or assumption of character of an Officer of the Agency	0	0
22	Tampering with evidences and witness	0	0
23	Violation against the provisions of the obligations of airlines, commercial carriers, tour operators and travel agents	0	0
24	Child Kidnap	6	2.3
25	Illicit Child Adoption	4	1.6
26	Child Abuse	4	1.6
27	Others (Rape, Child custody, Alms begging, SOM)	9	3.5
	Total	256.0	100.0

Cases received for legal opinion



2.1 CASES CHARGED TO COURT

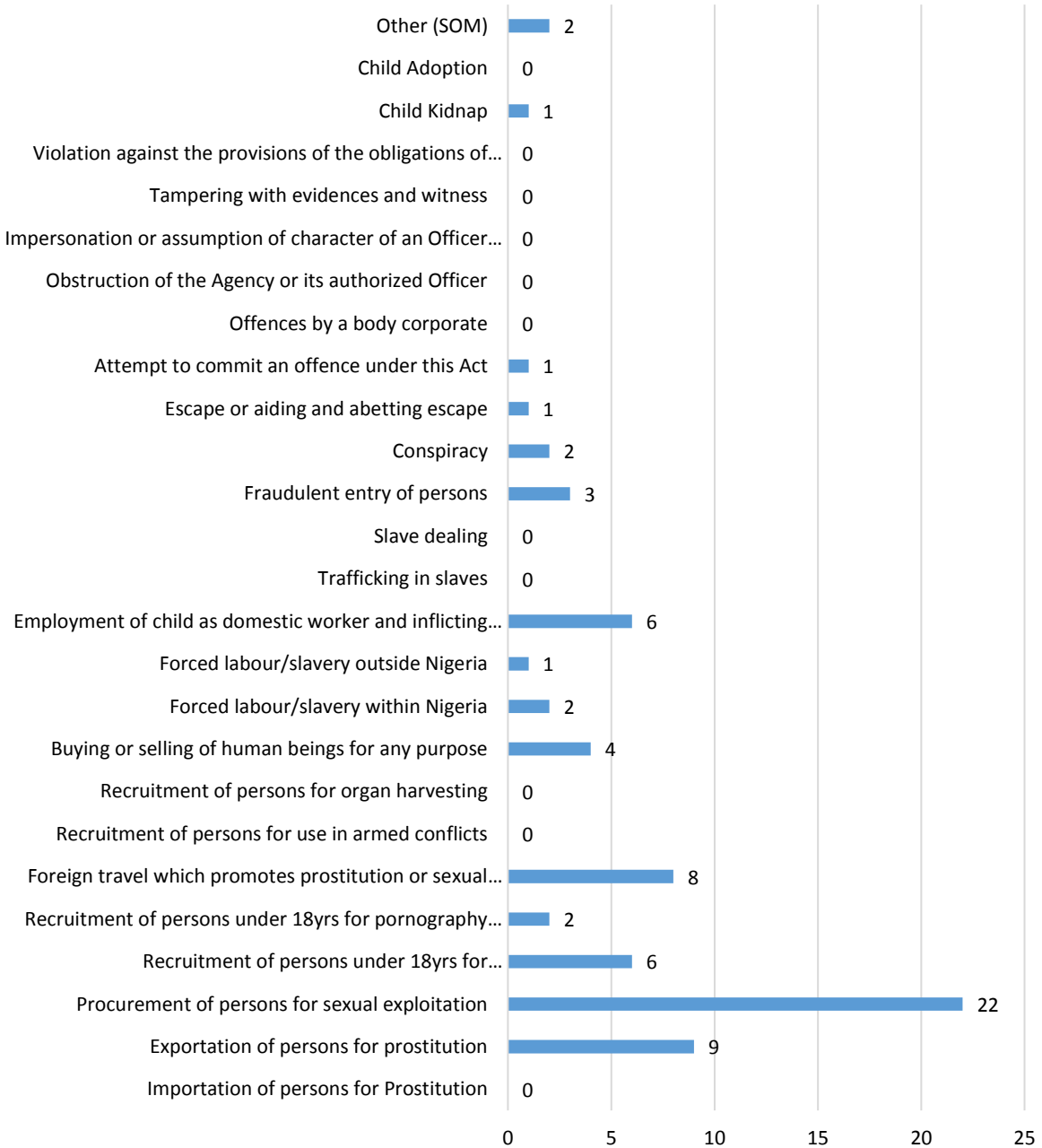
The Agency had Seventy (70) cases charged to court, under the year in review. The Seventy cases had a total of 113 persons charged to court, out of whom Fifty-Seven (57) were males and Fifty-Six (56), females.

Procurement of persons for sexual exploitation had the highest number of cases charged to court, with Twenty-Two (22) cases and Twenty-Seven (27) persons charged to court.

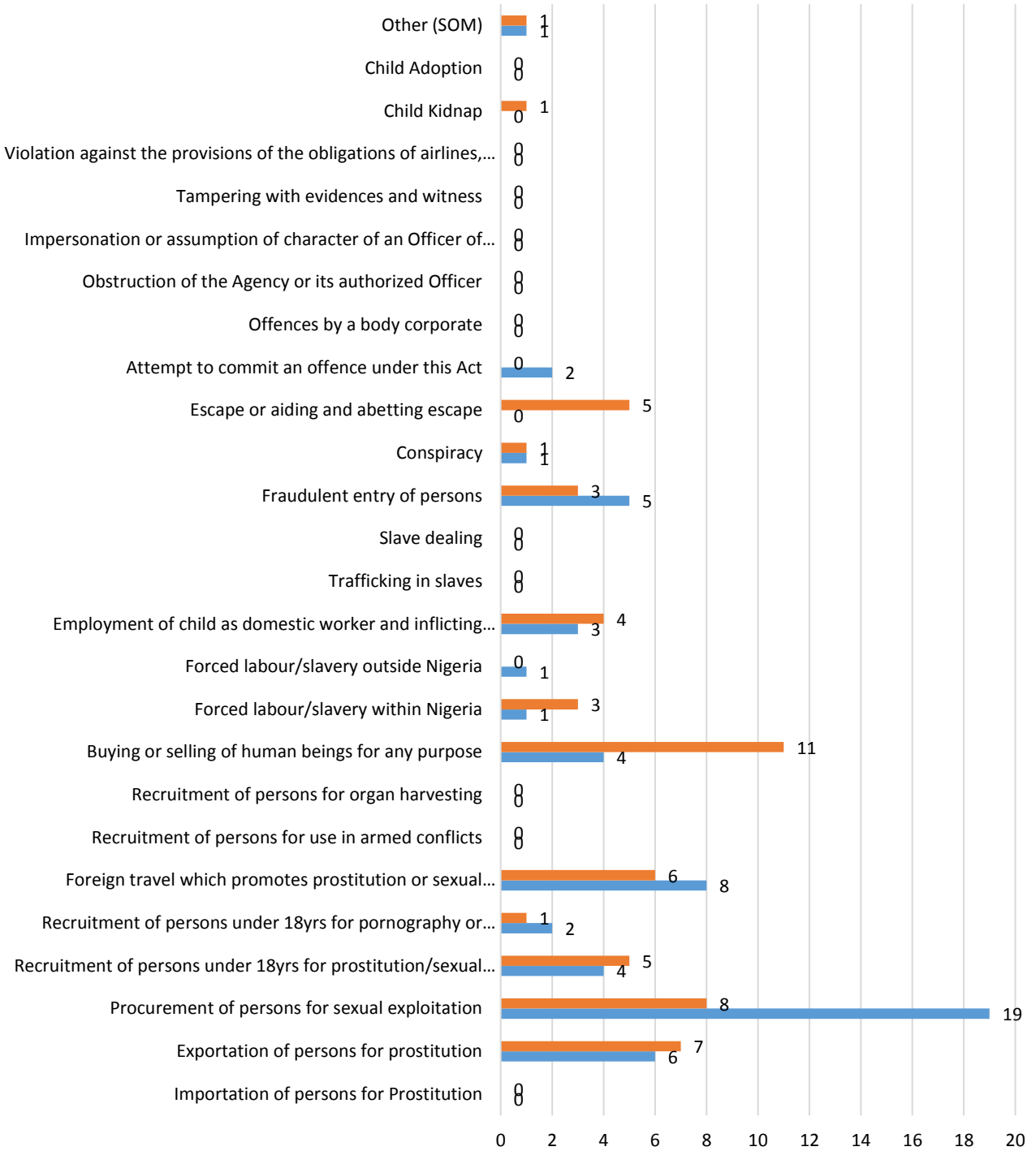
Forced labour/slavery outside Nigeria, Escape or aiding and abetting escape, Attempt to commit an offence under this Act and Child Kidnap had just a case, making them the least cases charged to court, with 1, 5, 2 and 1 persons charged respectively.

S/N	Cases charged to court with numbers of charged traffickers	Cases Charged to Court		Persons Charged to court		
		No	%	M	F	Total
1	Importation of persons for Prostitution	0	0	0	0	0
2	Exportation of persons for prostitution	9	12.9	6	7	13
3	Procurement of persons for sexual exploitation	22	31.4	19	8	27
4	Recruitment of persons under 18yrs for prostitution/sexual exploitation	6	8.6	4	5	9
5	Recruitment of persons under 18yrs for pornography or brothel	2	2.9	2	1	3
6	Foreign travel which promotes prostitution or sexual exploitation	8	11.4	8	6	14
7	Recruitment of persons for use in armed conflicts	0	0	0	0	0
8	Recruitment of persons for organ harvesting	0	0	0	0	0
9	Buying or selling of human beings for any purpose	4	5.7	4	11	15
10	Forced labour/slavery within Nigeria	2	2.9	1	3	4
11	Forced labour/slavery outside Nigeria	1	1.4	1	0	1
12	Employment of child as domestic worker and inflicting grievous harms	6	8.6	3	4	7
13	Trafficking in slaves	0	0	0	0	0
14	Slave dealing	0	0	0	0	0
15	Fraudulent entry of persons	3	4.3	5	3	8
16	Conspiracy	2	2.9	1	1	2
17	Escape or aiding and abetting escape	1	1.4	0	5	5
18	Attempt to commit an offence under this Act	1	1.4	2	0	2
19	Offences by a body corporate	0	0	0	0	0
20	Obstruction of the Agency or its authorized Officer	0	0	0	0	0
21	Impersonation or assumption of character of an Officer of the Agency	0	0	0	0	0
22	Tampering with evidences and witness	0	0	0	0	0
23	Violation against the provisions of the obligations of airlines, commercial carriers, tour operators and travel agents	0	0	0	0	0
24	Child Kidnap	1	1.4	0	1	1
25	Child Adoption	0	0	0	0	0
26	Other (SOM)	2	2.9	1	1	2
	Total	70	100.0	57	56	113

No. of Cases Charged to Court



No. of Accused Charged to Court



2.2 CONVICTIONS

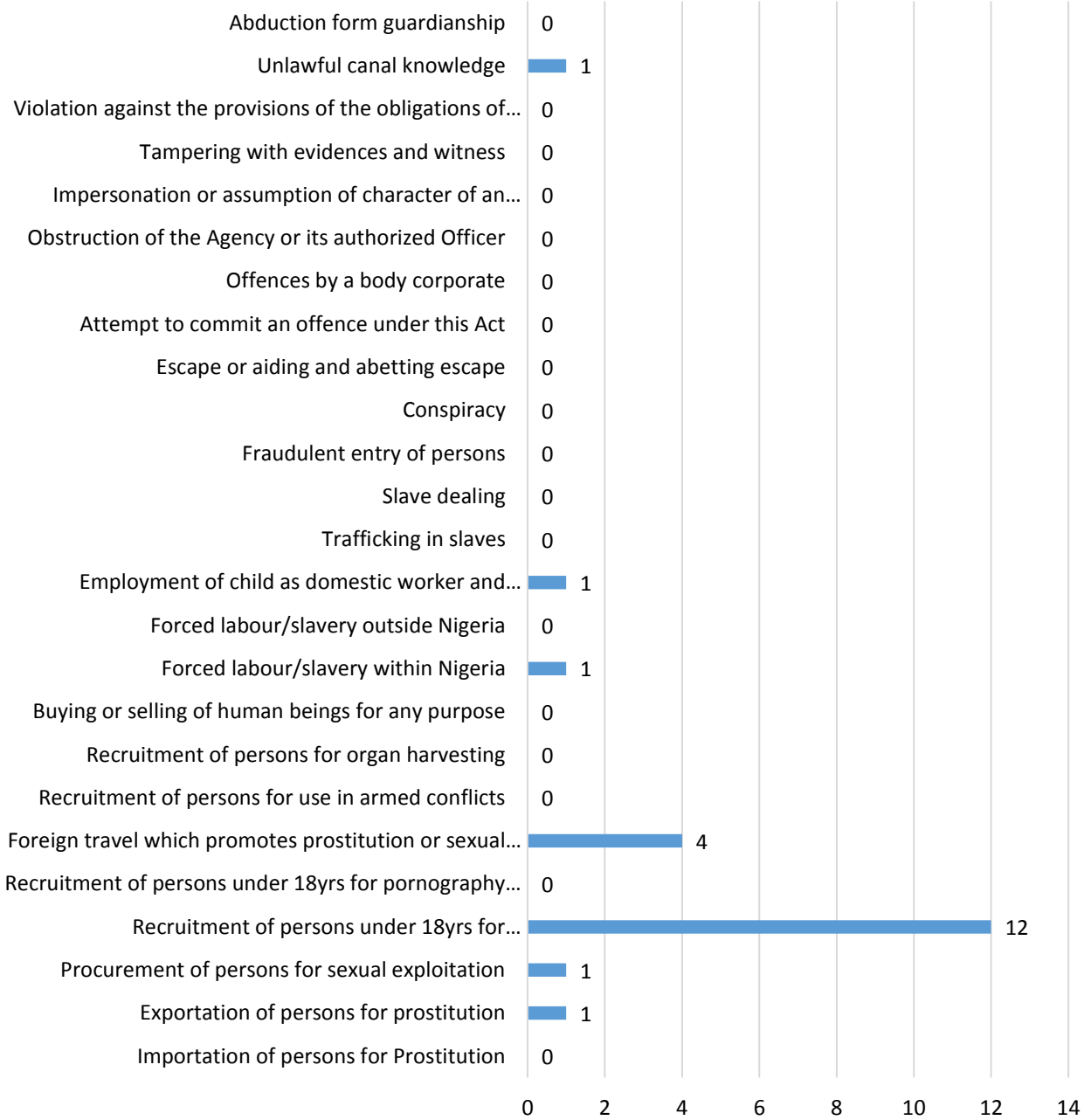
The Agency, under the year in review, secured convictions in a total of Twenty-one (21) cases, with Twenty-Six (26) convicted persons, eighteen (18) of the persons being males and Eight (8), females.

This brings the total number of convictions since inception to Two Hundred and Eighty-Two (282) and convicted persons to Three Hundred and Thirty-Seven (337).

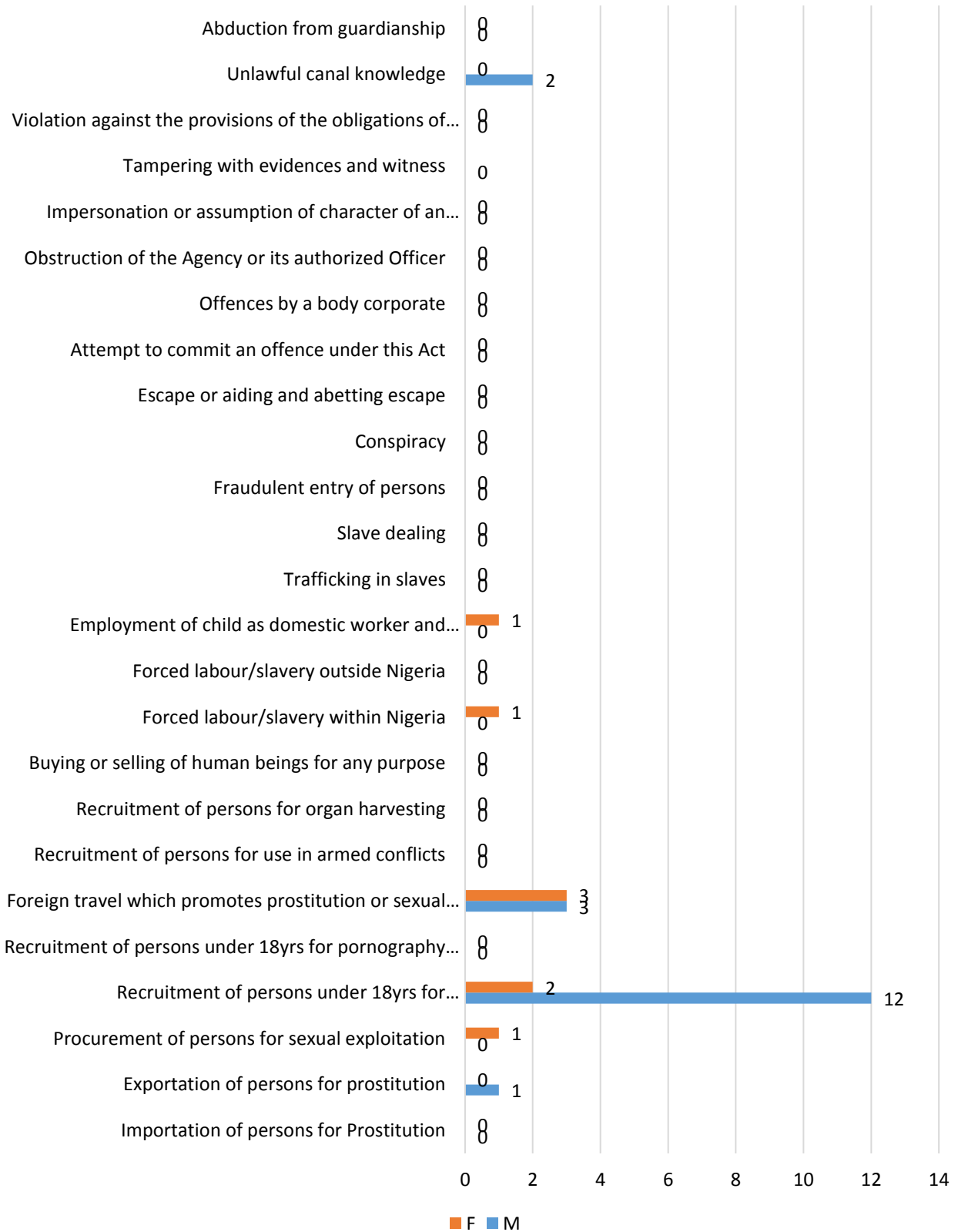
The highest number of convictions came from the Recruitment of persons under 18yrs for prostitution/sexual exploitation, with Twelve (12) cases won, and Fourteen (14) people convicted, Twelve (12) being males and Two (2) being females.

S/N	Prosecutions	Won	Convicted Persons		Total convicted
			M	F	
1	Importation of persons for Prostitution	0	0	0	0
2	Exportation of persons for prostitution	1	1	0	1
3	Procurement of persons for sexual exploitation	1	0	1	1
4	Recruitment of persons under 18yrs for prostitution/sexual exploitation	12	12	2	14
5	Recruitment of persons under 18yrs for pornography or brothel	0	0	0	0
6	Foreign travel which promotes prostitution or sexual exploitation	4	3	3	6
7	Recruitment of persons for use in armed conflicts	0	0	0	0
8	Recruitment of persons for organ harvesting	0	0	0	0
9	Buying or selling of human beings for any purpose	0	0	0	0
10	Forced labour/slavery within Nigeria	1	0	1	1
12	Forced labour/slavery outside Nigeria	0	0	0	0
13	Employment of child as domestic worker and inflicting grievous harms	1	0	1	1
14	Trafficking in slaves	0	0	0	0
15	Slave dealing	0	0	0	0
16	Fraudulent entry of persons	0	0	0	0
17	Conspiracy	0	0	0	0
18	Escape or aiding and abetting escape	0	0	0	0
19	Attempt to commit an offence under this Act	0	0	0	0
20	Offences by a body corporate	0	0	0	0
21	Obstruction of the Agency or its authorized Officer	0	0	0	0
22	Impersonation or assumption of character of an Officer of the Agency	0	0	0	0
23	Tampering with evidences and witness	0	0	0	0
24	Violation against the provisions of the obligations of airlines, commercial carriers, tour operators and travel agents	0	0	0	0
25	Unlawful canal knowledge	1	2	0	2
24	Abduction form guardianship	0	0	0	0
	Total	21	18	8	26

Won



Convicted Persons



3.0 VICTIMS' PROTECTION AND ASSISTANCE

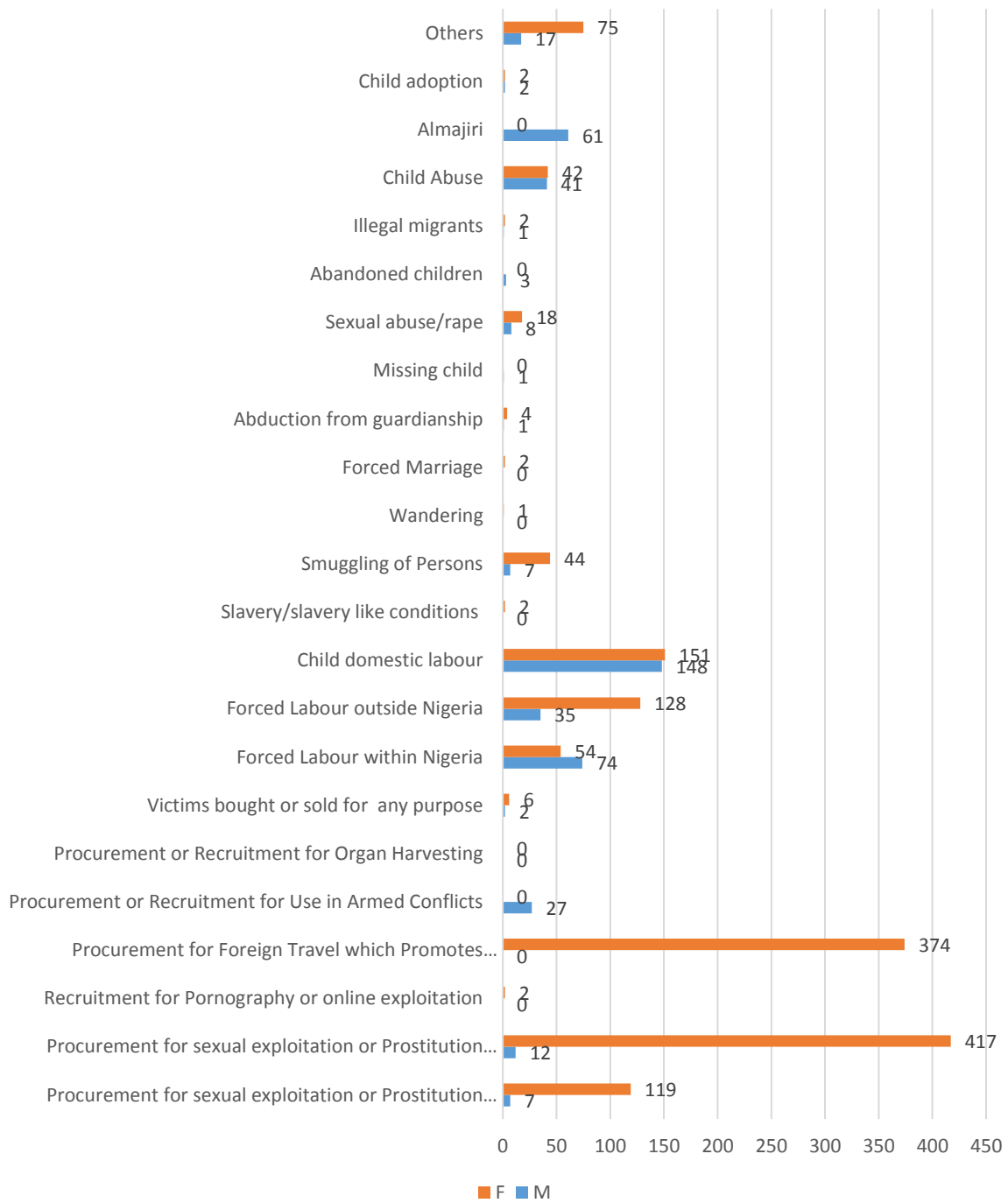
Under the year in review, One Thousand, Eight Hundred and Ninety (1890) victims were rescued, bringing it to a total of Twelve Thousand, Three Hundred and Sixty (12,360) victims rescued by the Agency since inception.

Out of the total number, Four Hundred and Twenty Nine (429) victims, representing 22.7% of the number, were rescued under the Procurement for sexual exploitation or Prostitution externally case, making it the highest. Following it is the Procurement for Foreign Travel which Promotes Prostitution and Child domestic labour, with Three Hundred and Seventy-Four (374) and Two Hundred and Ninety-Nine (299) cases, respectively.

The least number of victims rescued were gotten under Wandering and Missing Child cases, with a victim each.

Rescued Victims of Trafficking	M	F	Total	%
Procurement for sexual exploitation or Prostitution internally	7	119	126	6.7
Procurement for sexual exploitation or Prostitution externally	12	417	429	22.7
Recruitment for Pornography or online exploitation	0	2	2	0.1
Procurement for Foreign Travel which Promotes Prostitution	0	374	374	19.8
Procurement or Recruitment for Use in Armed Conflicts	27	0	27	1.4
Procurement or Recruitment for Organ Harvesting	0	0	0	-
Victims bought or sold for any purpose	2	6	8	0.4
Forced Labour within Nigeria	74	54	128	6.8
Forced Labour outside Nigeria	35	128	163	8.6
Child domestic labour	148	151	299	15.8
Slavery/slavery like conditions	0	2	2	0.1
Smuggling of Persons	7	44	51	2.7
Wandering	0	1	1	0.1
Forced Marriage	0	2	2	0.1
Abduction from guardianship	1	4	5	0.3
Missing child	1	0	1	0.1
Sexual abuse/rape	8	18	26	1.4
Abandoned children	3	0	3	0.2
Illegal migrants	1	2	3	0.2
Child Abuse	41	42	83	4.4
Intercepted	0	0	0	0
Almajiri	61	0	61	3.2
Child adoption	2	2	4	0.2
Others	17	75	92	4.9
Total	447	1443	1890	100.0

Rescued Victims of Trafficking

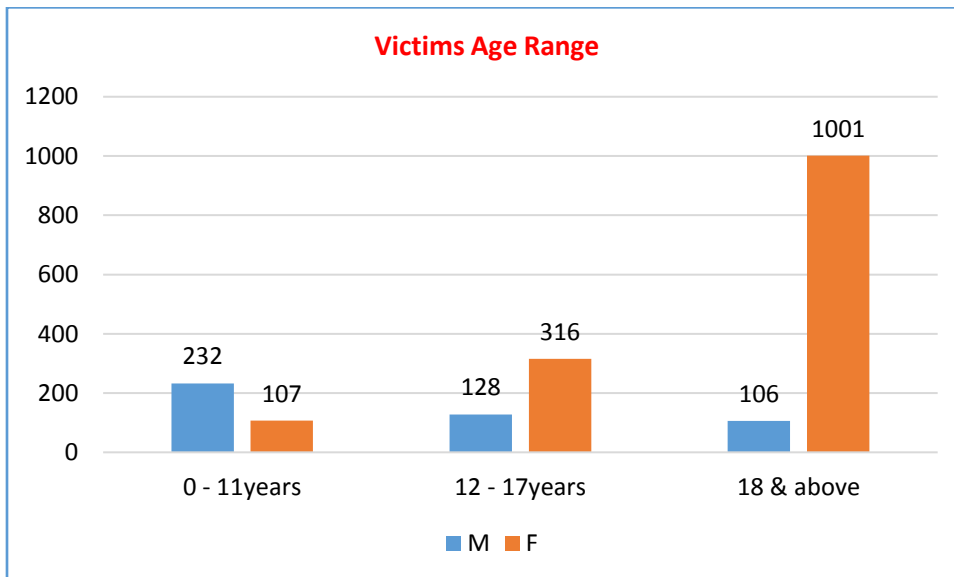


3.1 AGE RANGE

The victims rescued were segregated under different age ranges. The highest age range of victims fell under the category of **18 & above**, with One Thousand One Hundred and Seven (1107) persons, representing 58.6% of the victims, One Hundred and Six (106) being males and One Thousand and One (1001) being females.

The least age range was 0-11years, with a total of Three Hundred and Thirty Nine (339), representing 17.9% of the victims.

Age Range	M	F	Total	%
0 - 11years	232	107	339	17.9
12 - 17years	128	316	444	23.5
18 & above	106	1,001	1,107	58.6
Total	466	1,424	1,890	100.0



3.2 DISTRIBUTION OF VICTIMS BY STATE OF ORIGIN

A total of One Thousand, Seven Hundred and Ninety-Nine (1799) victims originated from Nigeria.

Edo state had the largest share of the victims as state of origin, with a total number of Three Hundred and Fifty Three (353) victims, representing 19.6% of the number, out of which Fifty Eight (58) were males and Two Hundred and Ninety Five (295) were females. It was followed by Delta and Benue states with One Hundred and Eighty Nine (189) and One Hundred and Eighteen (118) victims, respectively.

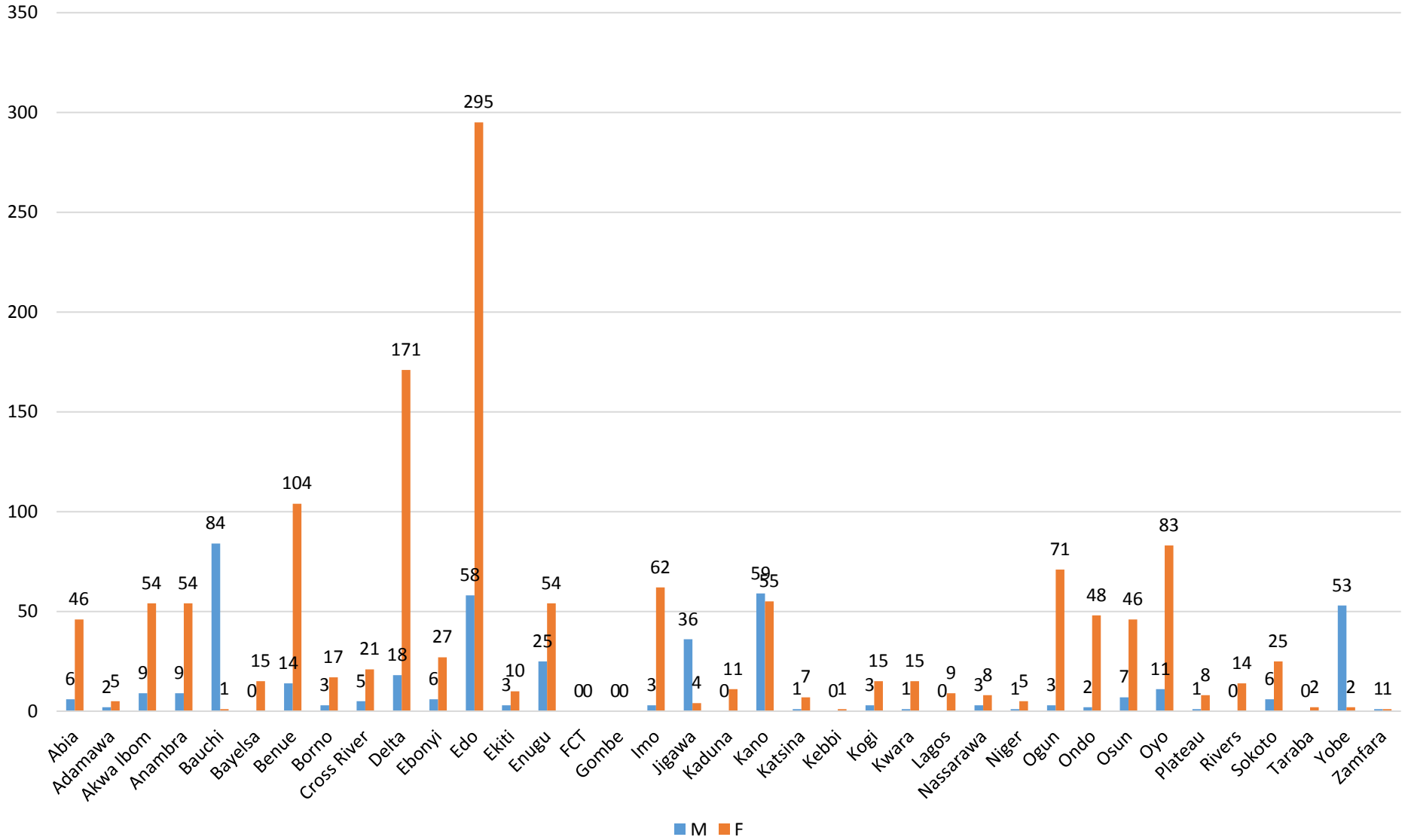
Kebbi State recorded the least number of victims, with only One (1), which represents 0.1% of the victims by state of origin.

No victims of Gombe or FCT origin was rescued during the period under review.

S/N	State of Origin	Sex		Total	
		M	F	No.	%
1	Abia	6	46	52	2.9
2	Adamawa	2	5	7	0.4
3	Akwa Ibom	9	54	63	3.5
4	Anambra	9	54	63	3.5
5	Bauchi	84	1	85	4.7
6	Bayelsa	0	15	15	0.8
7	Benue	14	104	118	6.6
8	Borno	3	17	20	1.1
9	Cross River	5	21	26	1.4
10	Delta	18	171	189	10.5
11	Ebonyi	6	27	33	1.8
12	Edo	58	295	353	19.6
13	Ekiti	3	10	13	0.7
14	Enugu	25	54	79	4.4
15	FCT	0	0	0	0.0
16	Gombe	0	0	0	0.0
17	Imo	3	62	65	3.6
18	Jigawa	36	4	40	2.2
19	Kaduna	0	11	11	0.6
20	Kano	59	55	114	6.3
21	Katsina	1	7	8	0.4
22	Kebbi	0	1	1	0.1
23	Kogi	3	15	18	1.0
24	Kwara	1	15	16	0.9
25	Lagos	0	9	9	0.5
26	Nassarawa	3	8	11	0.6
27	Niger	1	5	6	0.3
28	Ogun	3	71	74	4.1
29	Ondo	2	48	50	2.8
30	Osun	7	46	53	2.9
31	Oyo	11	83	94	5.2
32	Plateau	1	8	9	0.5
33	Rivers	0	14	14	0.8

34	Sokoto	6	25	31	1.7
35	Taraba	0	2	2	0.1
36	Yobe	53	2	55	3.1
37	Zamfara	1	1	2	0.1
	Total	433	1,366	1,799	100.0

State of Origin

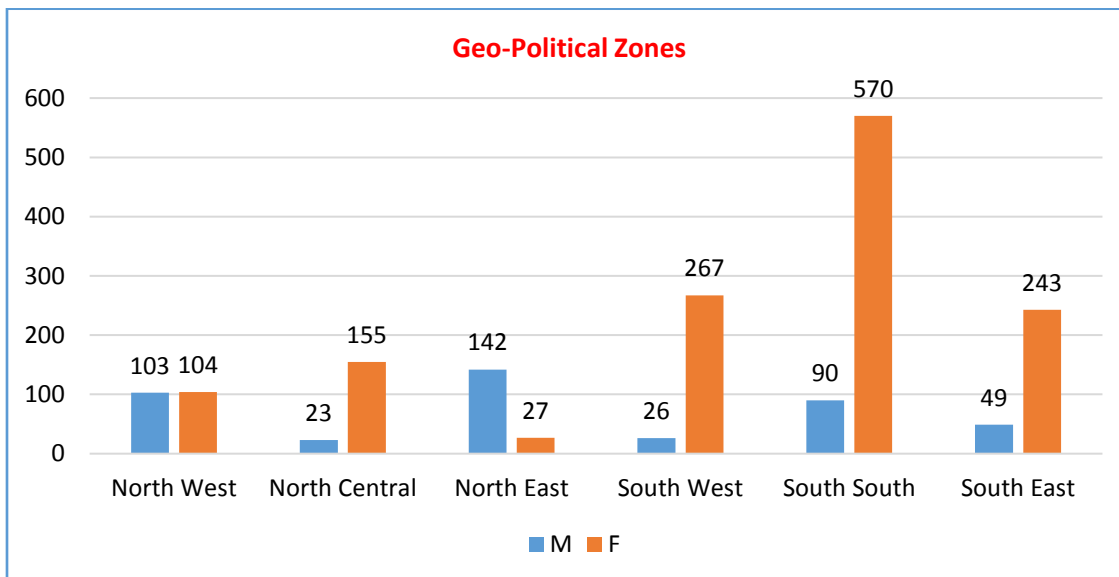


3.3 DISTRIBUTION OF VICTIMS BY GEO-POLITICAL ZONES

The South-South Zone had the highest number of rescued victims, with Six Hundred and Sixty (660) persons, representing 36.7% of the total number of victims with Nigerian nationality.

North-East had the least number of rescued victims, with One hundred and Sixty nine (169), representing 9.4% of the total number.

S/N	Geo-Political Zone	M	F	Total	%
1	North West	103	104	207	11.5
2	North Central	23	155	178	9.9
3	North East	142	27	169	9.4
4	South West	26	267	293	16.3
5	South South	90	570	660	36.7
6	South East	49	243	292	16.2
	Total	433	1,366	1,799	100.0

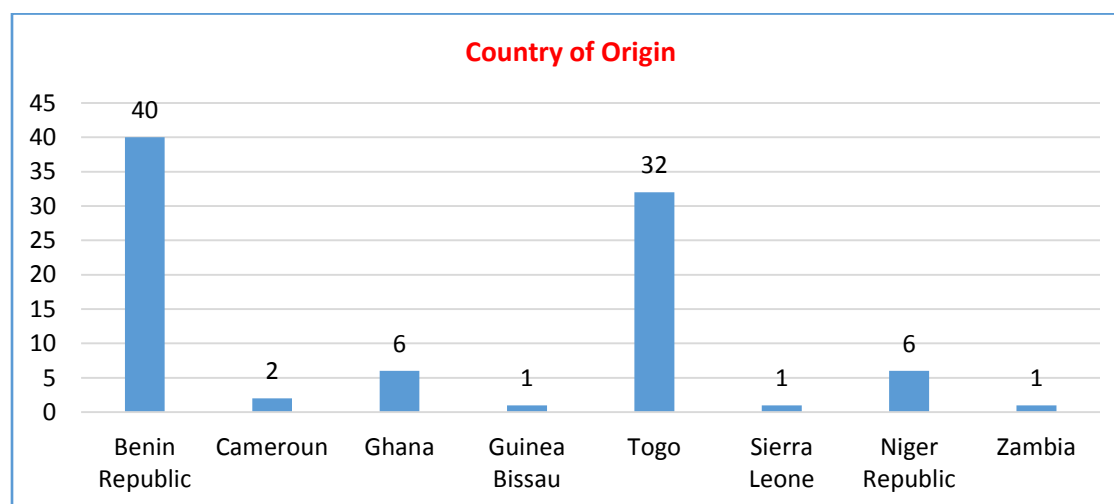


3.4 DISTRIBUTION BY COUNTRY OF ORIGIN

A total of Eighty-Nine (89) victims rescued had countries of origin other than Nigeria. Benin Republic ranked highest with a total of Forty (40) victims, followed closely by Togo with a total of Thirty-Two (32) victims.

Guinea Bissau, Sierra Leone and Zambia had the least number countries of origin, with just one (1) victim each.

S/N	Country of Origin	Total	%
1	Benin Republic	40	44.9
2	Cameroun	2	2.2
3	Ghana	6	6.7
4	Guinea Bissau	1	1.1
5	Togo	32	36.0
6	Sierra Leone	1	1.1
7	Niger Republic	6	6.7
8	Zambia	1	1.1
	Total	89	100.0

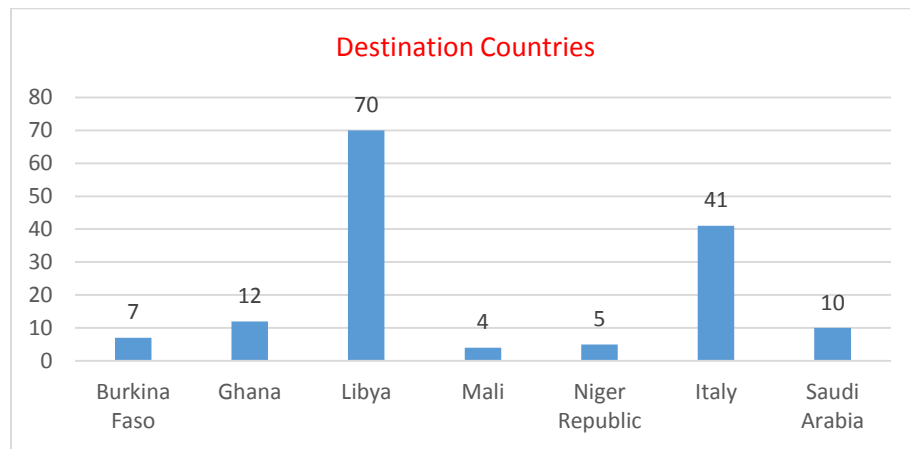


3.5 DESTINATION COUNTRIES

Nigerians were mostly trafficked to Libya, which had a total number of Seventy (70) victims, representing 47.0% of the One Hundred and Forty Nine (149) victims trafficked out of the country for various reasons.

The least country where Nigerians were trafficked to was Mali, with a total of four (4) victims, representing 2.7%, of the total number.

S/N	Destination Countries	No	%
1	Burkina Faso	7	4.7
2	Ghana	12	8.1
3	Libya	70	47.0
4	Mali	4	2.7
5	Niger Republic	5	3.4
6	Italy	41	27.5
7	Saudi Arabia	10	6.7
	Total	149	100.0



3.6 COUNTRIES OF RESCUE

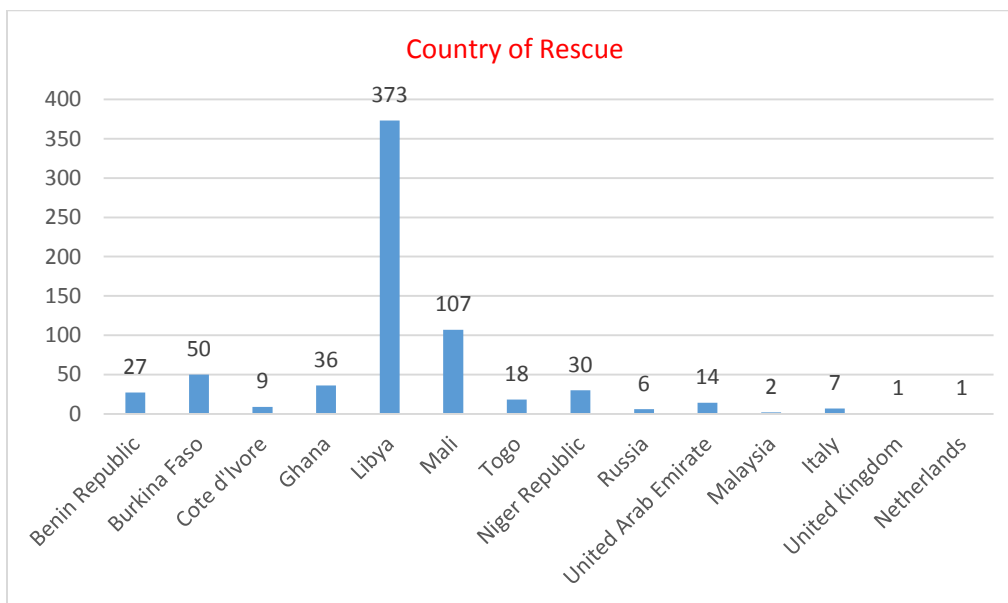
Victims OF Nigerian origin were rescued from various countries around the world, in the year under review.

Libya topped the list with Three Hundred and Seventy-Three (373) victims, representing 54.8%, of the Six Hundred and Eighty-One (681) people rescued from other countries. They were followed by Mali, with One hundred and Seven (107) victims, representing 15.7% of the total number.

United Kingdom and Netherlands had the least number of Nigerian rescued victims with One (1) each representing 0.1%.

S/N	Countries of Rescue	No	%
1	Benin Republic	27	4.0
2	Burkina Faso	50	7.3
3	Cote d'Ivoire	9	1.3
4	Ghana	36	5.3
5	Libya	373	54.8

6	Mali	107	15.7
7	Togo	18	2.6
8	Niger Republic	30	4.4
9	Russia	6	0.9
10	United Arab Emirate	14	2.1
11	Malaysia	2	0.3
12	Italy	7	1.0
13	United Kingdom	1	0.1
14	Netherlands	1	0.1
	Total	681	100.0

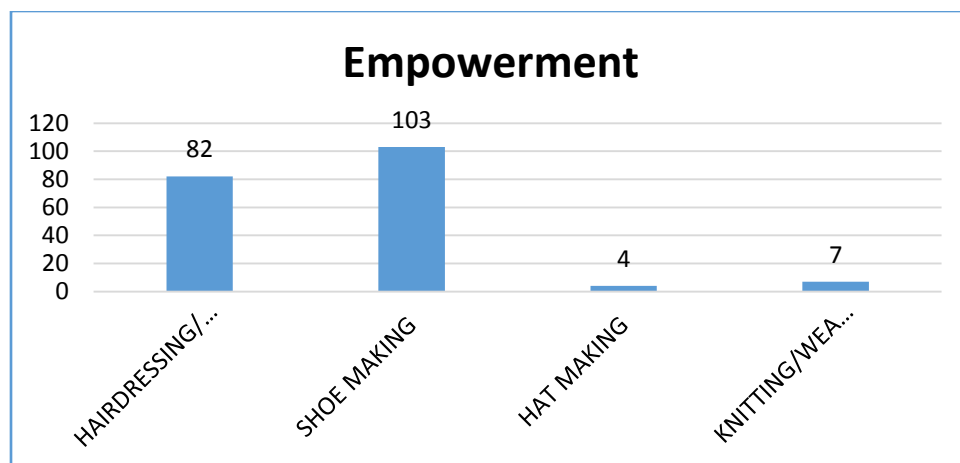


3.7 ECONOMIC EMPOWERMENT

The victims rescued were empowered by the Agency under various vocational training programmes.

One Hundred and Three (103) victims were trained in shoe making, Eighty-Two (82) were trained in Hairdressing/barbing, Seven (7) were trained in Knitting/weaving while the remaining Four (4) were trained in Hat making.

Economic Empowerment	No	%
Hairdressing/barbing	82	41.8
Shoe making	103	52.6
Hat making	4	2.0
Knitting/weaving	7	3.6
Total	196	100.0



3.8 RESCUING AGENCIES

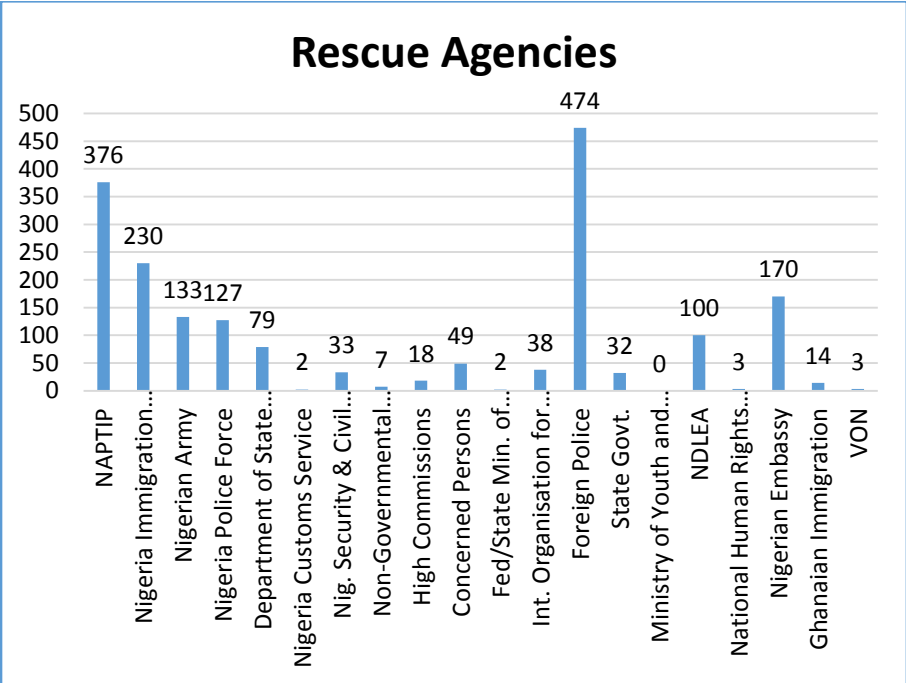
Foreign Police rescued the highest number of victims with the total number of Four Hundred and Seventy-Four (474) victims, representing 25.1% of One Thousand Eight Hundred and Ninety (1890).

The Agency directly rescued a total of Three Hundred and Seventy-Six (376) victims, and Nigeria Immigration Service rescued Two Hundred and Thirty (230) victims, representing 19.9% and 12.2%, respectively.

The least rescuing Agency was from Nigeria Customs Service and Fed/State Ministry of Women Affairs with two victims each.

S/N	Rescue Agencies	No.	%
1	NAPTIP	376	19.9
2	Nigeria Immigration Service	230	12.2
3	Nigerian Army	133	7.0
4	Nigeria Police Force	127	6.7
5	Department of State Security	79	4.2
6	Nigeria Customs Service	2	0.1
7	Nig. Security & Civil Defence Corps	33	1.7
8	Non-Governmental Organisations	7	0.4
9	High Commissions	18	1.0
10	Concerned Persons	49	2.6
11	Fed/State Min. of Women Affairs	2	0.1
12	Int. Organization for Migration (IOM)	38	2.0
14	Foreign Police	474	25.1
15	State Govt.	32	1.7
16	Ministry of Youth and Sports	0	0.0

17	NDLEA	100	5.3
18	National Human Rights Commission	3	0.2
19	Nigerian Embassy	170	9.0
20	Ghanaian Immigration	14	0.7
21	VON	3	0.2
Total		1890	100.0



4.0 SUMMARY

S/N		Inception to Dec. 2017
1.	Total number of cases received	5496
2.	Total number of cases investigated	3524
3.	Total number victims rescued	12,360
4.	Total number of convictions	282
5.	Total number of convicted persons	337