

Table of Contents

1.0	Investigation.....	2
1.1	Cases referred to other Agencies.....	6
2.0	Prosecution.....	6
2.1	Convictions.....	7
3.0	Protection.....	8
3.1	Rescued victims' age range.....	11
3.1.1	Age Distribution.....	11
3.1.2	Gender Distribution.....	12
3.1.3	State Distribution.....	12
3.1.4	Country of origin of rescued victims.....	14
3.1.5	Rescue Agencies.....	14
4.0	Public Enlightenment.....	16
5.0	Summary.....	16

1.0 Investigation

The Agency received a total of Four hundred and Eighty Four (486) cases in the period under review, being April to September of the year 2018. Out of the number, a total of Eighty Three cases representing 17.1% were fully investigated.

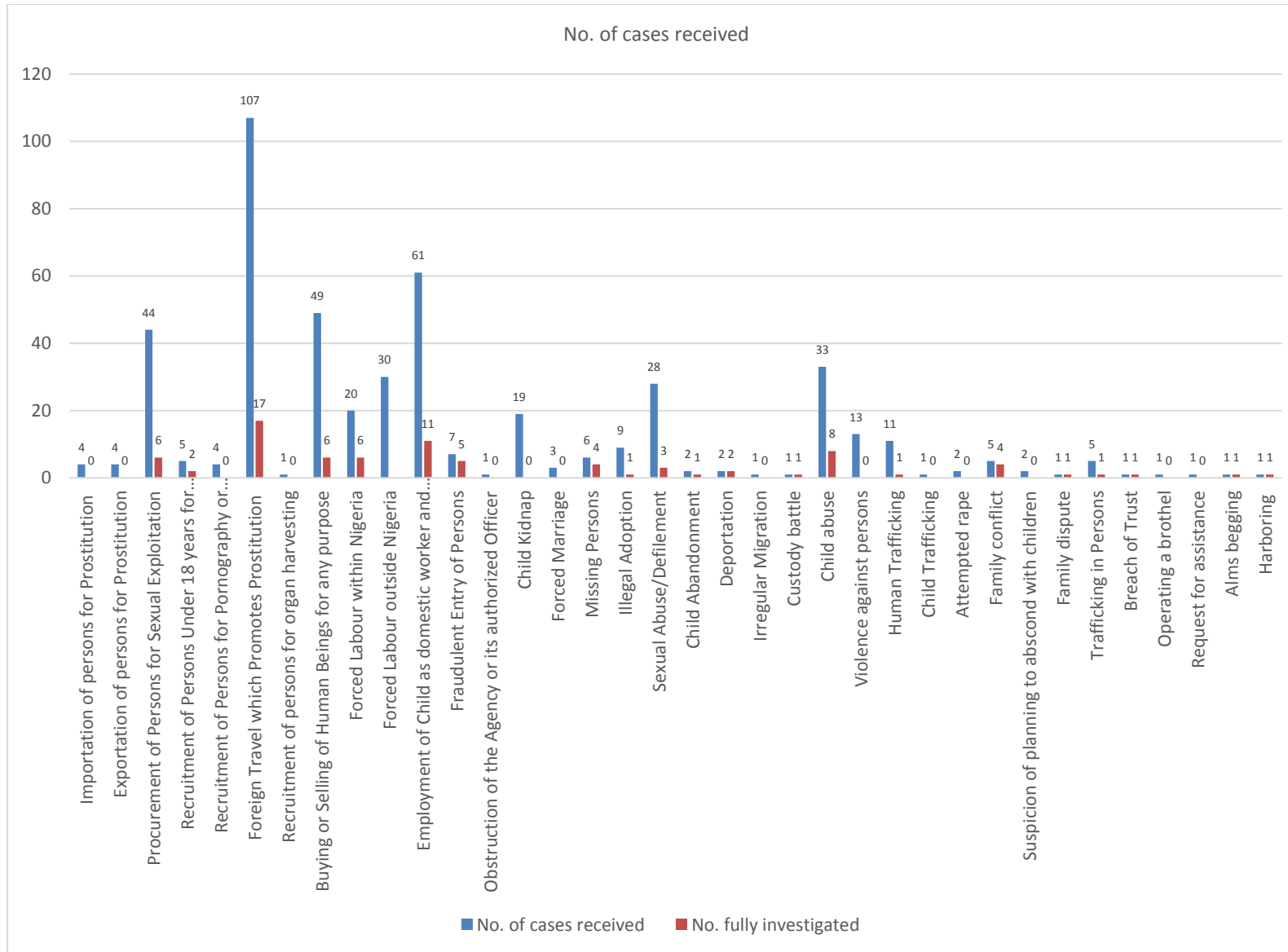
One Hundred and Seven (107) of the cases reported were Foreign Travel which promotes prostitution which ranked highest in the total cases reported.

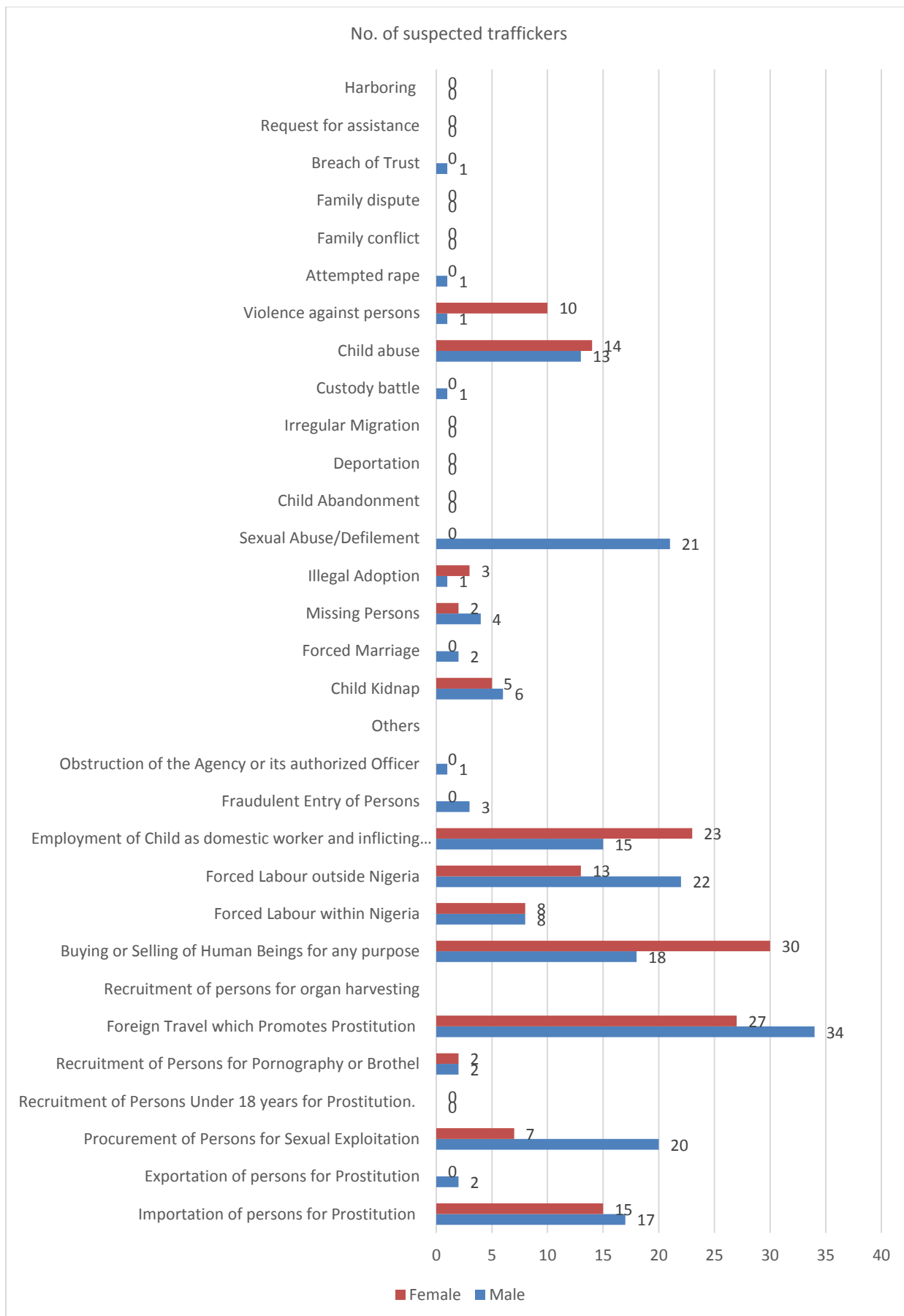
Following is the Employment of child as domestic worker, procurement of person for sexual exploitation with Sixty Two (62) and Sixty (60) cases respectively, while Buying and selling of Human beings for any purpose had Forty Nine (49) of the cases.

Table 1 below shows the details of cases received, cases fully investigated and number of suspected traffickers apprehended in each of the cases.

Table I: No. of cases received, investigated and no. of suspect apprehended.

S/N	Categories of Offences	No. of cases received	No. fully investigated	No. of Suspected Traffickers		Total
				Male	Female	
1	Importation of persons for Prostitution	4	0	17	15	32
2	Exportation of persons for Prostitution	4		2	0	2
3	Procurement of Persons for Sexual Exploitation	60	8	20	7	27
4	Recruitment of Persons Under 18 years for Prostitution.	5	2	0	0	0
5	Recruitment of Persons for Pornography or Brothel	5	0	2	2	4
6	Foreign Travel which Promotes Prostitution	107	17	34	27	61
7	Recruitment of persons for organ harvesting	1	0			0
8	Buying or Selling of Human Beings for any purpose	49	6	18	30	48
9	Forced Labour within Nigeria	20	6	8	8	16
10	Forced Labour outside Nigeria	30	0	22	13	35
11	Employment of Child as domestic worker and inflicting grievous harm	62	11	15	23	38
12	Fraudulent Entry of Persons	7	5	3	0	3
13	Obstruction of the Agency or its authorized Officer	1	0	1	0	1
	Others					0
14	Child Kidnap	21	0	6	5	11
15	Forced Marriage	3	0	2	0	2
16	Missing Persons	6	4	4	2	6
17	Illegal Adoption	9	1	1	3	4
18	Sexual Abuse/Defilement	28	3	21	0	21
19	Child Abandonment	2	1	0	0	0
20	Deportation	2	2	0	0	0
21	Irregular Migration	1	0	0	0	0
22	Custody battle	1	1	1	0	1
23	Child abuse	34	9	13	14	27
24	Violence against persons	13	0	1	10	11
26	Attempted rape	2	0	1	0	1
27	Family conflict	5	4	0	0	0
28	Family dispute	1	1	0	0	0
29	Breach of Trust	1	1	1	0	1
30	Request for assistance	1	0	0	0	0
31	Harboring	1	1	0	0	0
	TOTAL	486	83	193	159	352





1.1 Cases referred to other Agencies

Eight cases which were not under the purview of the Agency were referred to other Agencies. Six of the cases went to the National Human Rights Commission.

Table II: No. of cases referred to other agencies.

S/N	AGENCY	No. of cases
1	National Human Rights Commission	6
2	Nigeria Police Force	1
3	Federal/State Ministries of Women Affairs	1
	TOTAL	8

2.0 Prosecution

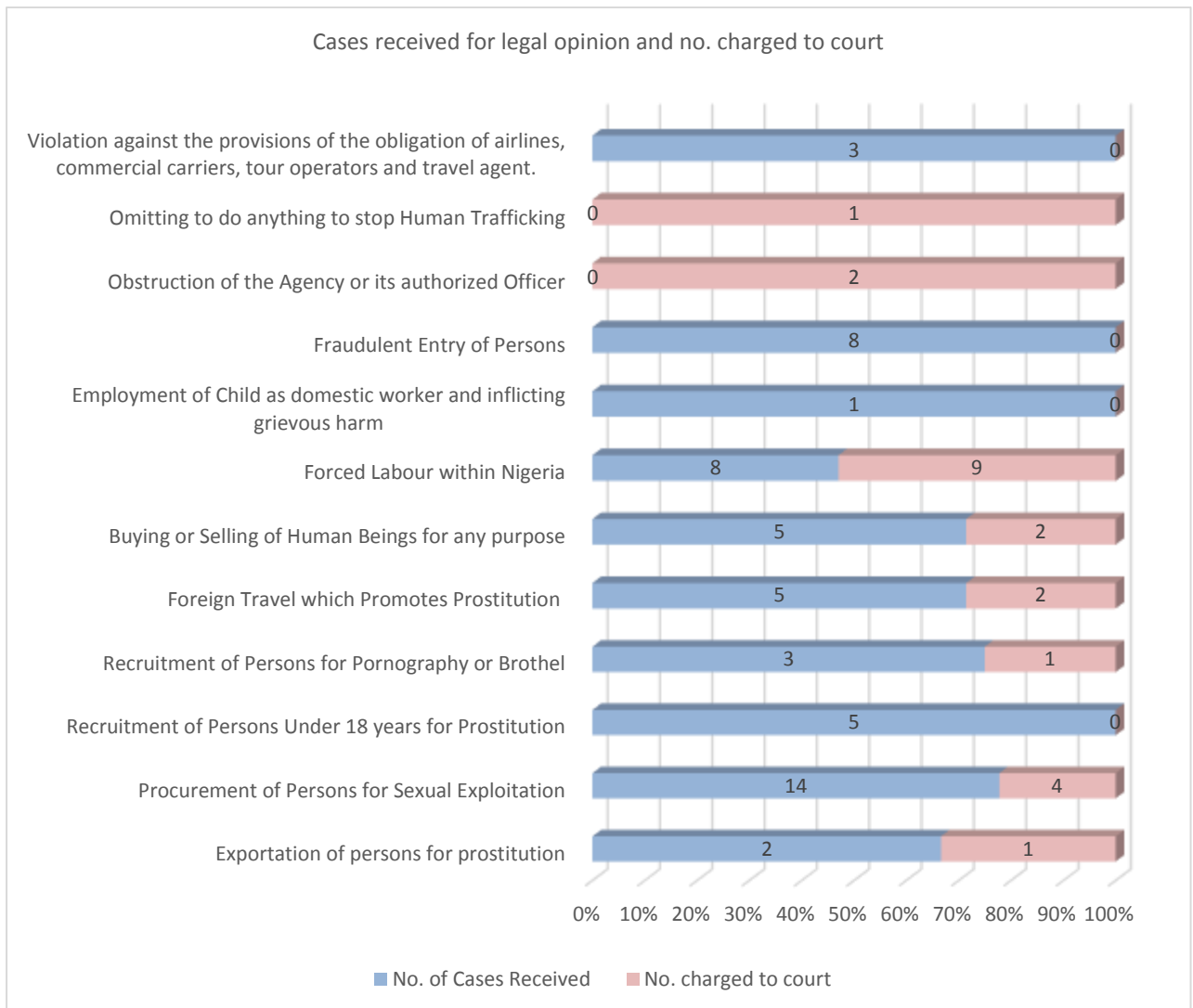
The Legal department received a total of Eighty Eight (88) cases out of which Thirty Three (33) were charged to court in the second and third quarters of the year 2018.

Procurement of Persons for Sexual Exploitation received 24 cases and charged 9 of it to court. Foreign Travel which Promotes Prostitution received a total of 17 cases, and charged 2 of such cases to court. Forced labour within Nigeria also had 12 of the cases fully investigated sent to Legal Department for legal opinion out of which 11 were charged to court.

Table III: No. of cases received for for legal opinion and no. charged to court

S/N	Offences	No. of Cases Received	No. charged to court
1	Exportation of persons for prostitution	4	1
2	Procurement of Persons for Sexual Exploitation	24	9
3	Recruitment of Persons Under 18 years for Prostitution	6	1
4	Recruitment of Persons for Pornography or Brothel	3	2
5	Foreign Travel which Promotes Prostitution	17	2
6	Buying or Selling of Human Beings for any purpose	6	4
7	Forced Labour within Nigeria	12	11
8	Forced Labour outside Nigeria	2	0
9	Employment of Child as domestic worker and inflicting grievous harm	3	0
10	Fraudulent Entry of Persons	10	0
11	Obstruction of the Agency or its authorized Officer	0	2
12	Omitting to do anything to stop Human Trafficking	0	1

13	Rape	1	0
	Total	88	33



2.1 Convictions

The Agency had a total of Twelve (12) convictions in the period under review, which resulted in Twenty (20) convicted persons. One case was lost to Fraudulent Entry of Persons. Five (5) convictions were secured from Procurement of Persons for Sexual Exploitation cases while 2 were secured from Forced Labour within Nigeria.

Table IV: No. of convictions.

S/N	Categories of Offences	No. won	No. lost	Convicts	
				M	F
1	Procurement of Persons for Sexual Exploitation	5	1	5	0
2	Foreign travel which promotes prostitution	1	0	0	3
3	Buying or Selling of Human Beings for any purpose	1	0	2	1
4	Forced Labour within Nigeria	2	0	3	1
5	Employment of Child as domestic worker and inflicting grievous harm	1	0	0	2
6	Fraudulent Entry of Persons	1	0	1	0
7	Attempt to commit an offence under this Act	1	0	1	1
	Total	12	1	12	8



3.0 Protection

A total of Five Hundred and Seventeen (517) victims were rescued by the Agency bringing it to Thirteen Thousand, Three Hundred and Fifty (13,350) victims rescued by the agency since inception. Hundred and One (101) were males, while Four Hundred and Sixteen (416) were females.

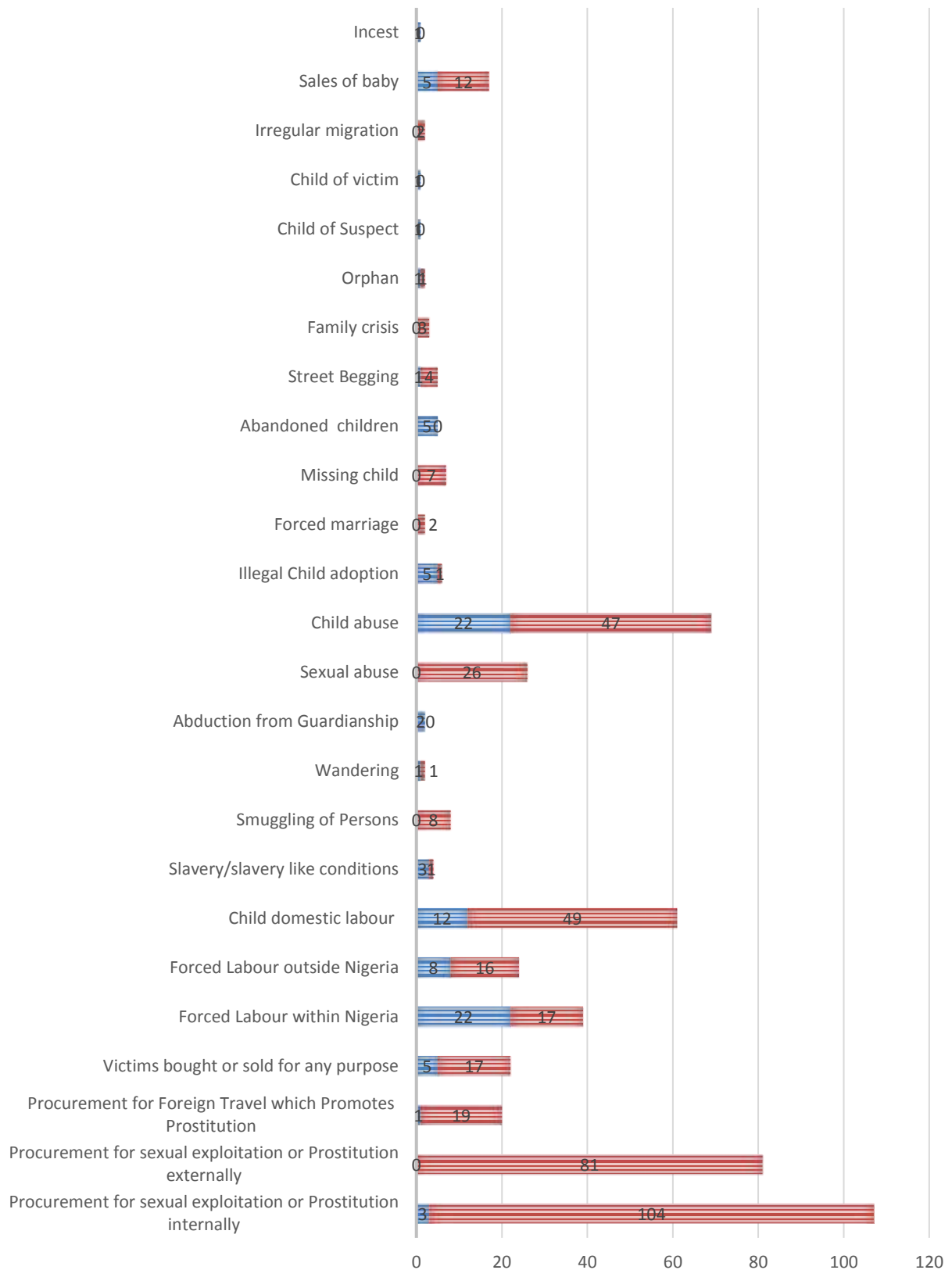
The case with the highest number of rescued victims is Procurement for sexual exploitation or internal prostitution with one hundred and seven (107) persons. This was closely followed by procurement of persons for sexual exploitation for external prostitution with 81 persons.

Table V: Type of victims of trafficking with gender disposition of rescued victims

S/N	Type of trafficking	Male	Female	Total
1	Procurement for sexual exploitation or Prostitution internally	3	104	107
2	Procurement for sexual exploitation or Prostitution externally	0	81	81
3	Procurement for Foreign Travel which Promotes Prostitution	1	19	20
4	Victims bought or sold for any purpose	5	17	22
5	Forced Labour within Nigeria	22	17	39
6	Forced Labour outside Nigeria	8	16	24
7	Child domestic labour	12	49	61
8	Slavery/slavery like conditions	3	1	4
9	Smuggling of Persons	0	8	8
10	Wandering	1	1	2
11	Abduction from Guardianship	2	0	2
12	Sexual abuse	0	26	26
13	Child abuse	22	47	69
14	Illegal Child adoption	5	1	6
15	Forced marriage	0	2	2
16	Missing child	0	7	7
17	Abandoned children	5	0	5
18	Street Begging	1	4	5
19	Family crisis	0	3	3
20	Orphan	1	1	2
21	Child of Suspect	1	0	1
22	Child of victim	1	0	1
23	Irregular migration	0	2	2
24	Sales of baby	5	12	17
25	Incest	1	0	1
	TOTAL	101	416	517

VICTIMS OF TRAFFICKING

Male Female

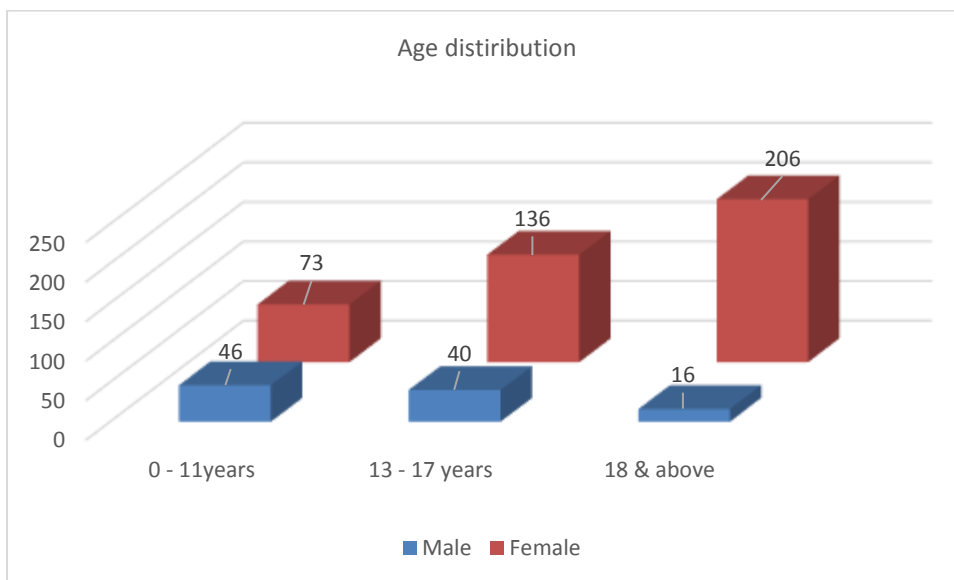


3.1 Rescued victims' age range

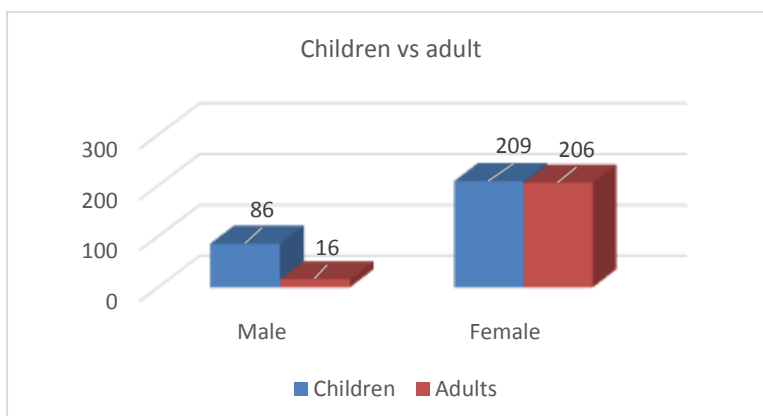
The victims were segregated in different age ranges. More children were trafficked with a total of 295 victims. 209 of the 295 children were young girls. Also, 222 were identified to be adults, out of which 206 were women.

3.1.1 Age Distribution

Age	Male	Female	Total
0 - 11years	46	73	119
13 - 17 years	40	136	176
18 & above	16	206	222
Total	102	415	517

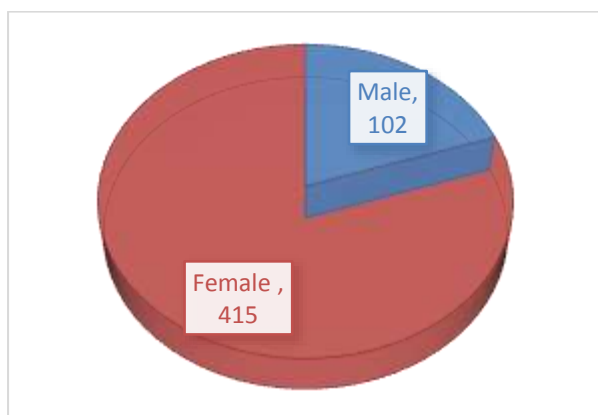


Age	Male	Female	Total
Children	86	209	295
Adults	16	206	222
Total	102	412	517



3.1.2 Gender Distribution

Sex	No.
Male	102
Female	415
Total	517



3.1.3 State Distribution

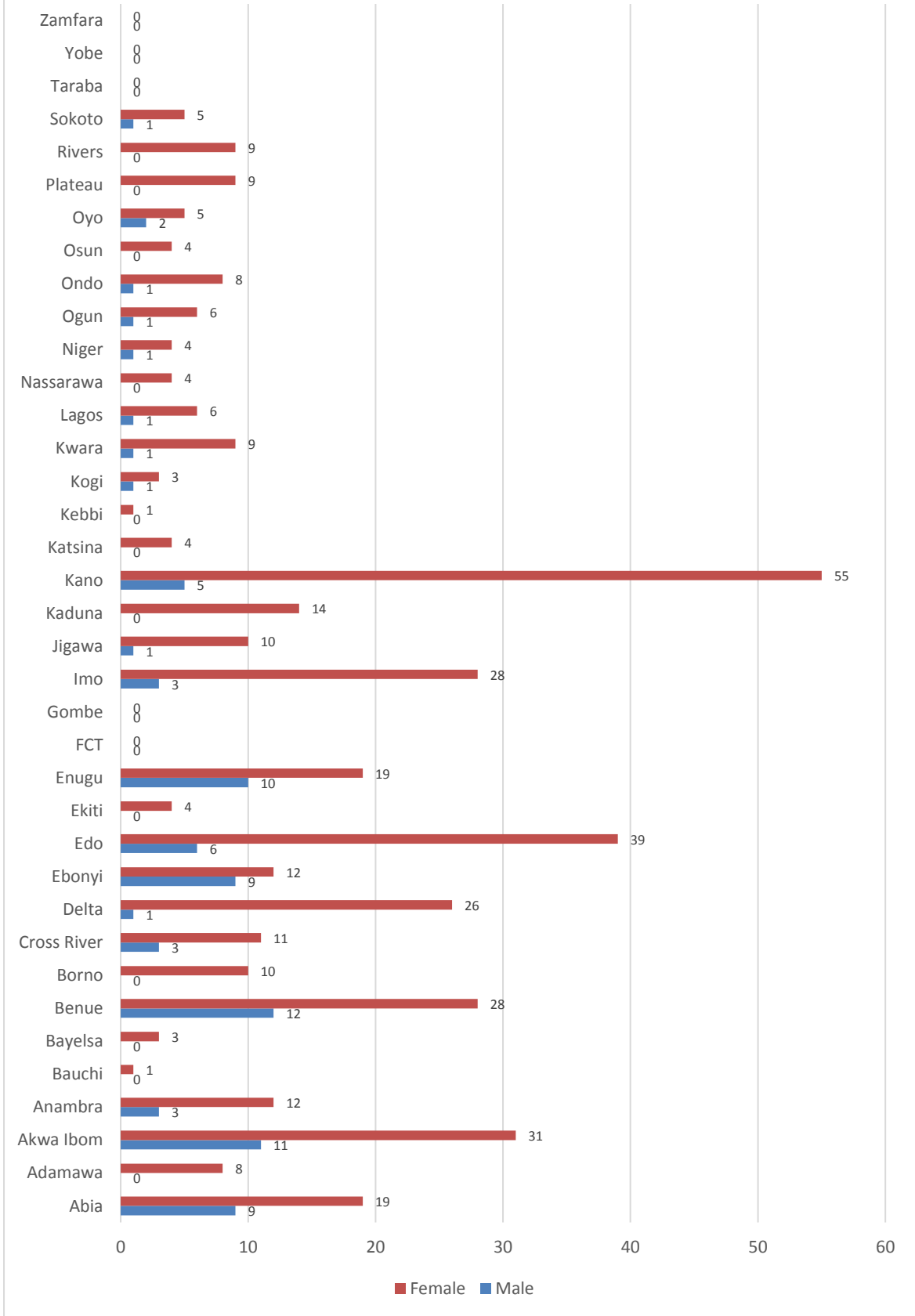
Of the 489 rescued victims that were Nigerians, Kano state had 60 victims, making them the state with the highest number of victims. Following behind is Edo and Akwa Ibom, with 45 and 42 victims respectively.

Table VIII: State of origin of rescued victims

S/N	State	Male	Female	Total
1	Abia	9	19	28
2	Adamawa	0	8	8
3	Akwa Ibom	11	31	42
4	Anambra	3	12	15
5	Bauchi	0	1	1
6	Bayelsa	0	3	3
7	Benue	12	28	40
8	Borno	0	10	10
9	Cross River	3	11	14
10	Delta	1	26	27
11	Ebonyi	9	12	21
12	Edo	6	39	45
13	Ekiti	0	4	4
14	Enugu	10	19	29
15	FCT	0	0	0
16	Gombe	0	0	0
17	Imo	3	28	31
18	Jigawa	1	10	11
19	Kaduna	0	14	14

S/N	State	Male	Female	Total
20	Kano	5	55	60
21	Katsina	0	4	4
22	Kebbi	0	1	1
23	Kogi	1	3	4
24	Kwara	1	9	10
25	Lagos	1	6	7
26	Nassarawa	0	4	4
27	Niger	1	4	5
28	Ogun	1	6	7
29	Ondo	1	8	9
30	Osun	0	4	4
31	Oyo	2	5	7
32	Plateau	0	9	9
33	Rivers	0	9	9
34	Sokoto	1	5	6
35	Taraba	0	0	0
36	Yobe	0	0	0
37	Zamfara	0	0	0
	Total	82	407	489

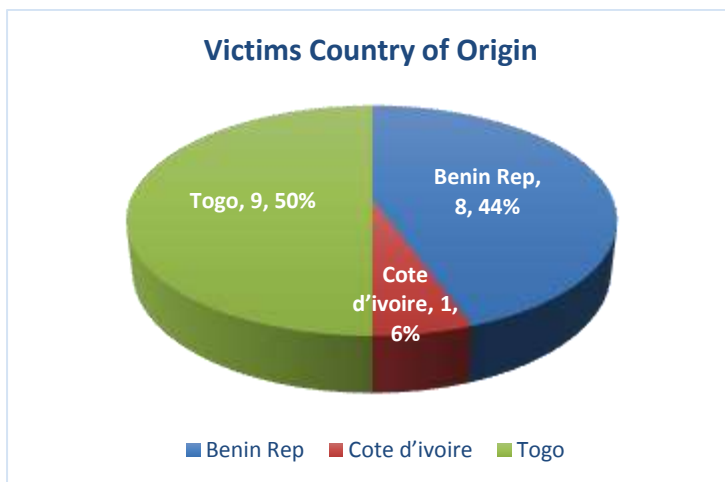
Chart Title



3.1.4 Country of origin of rescued victims

Twenty Seven victims originated from other countries other than Nigeria. Benin Republic has a total of Seventeen (17) victims, making it the highest with country with victims rescued.

S/N	Country	No.
1	Benin Rep	17
2	Cote d'Ivoire	1
3	Togo	9
	Total	27

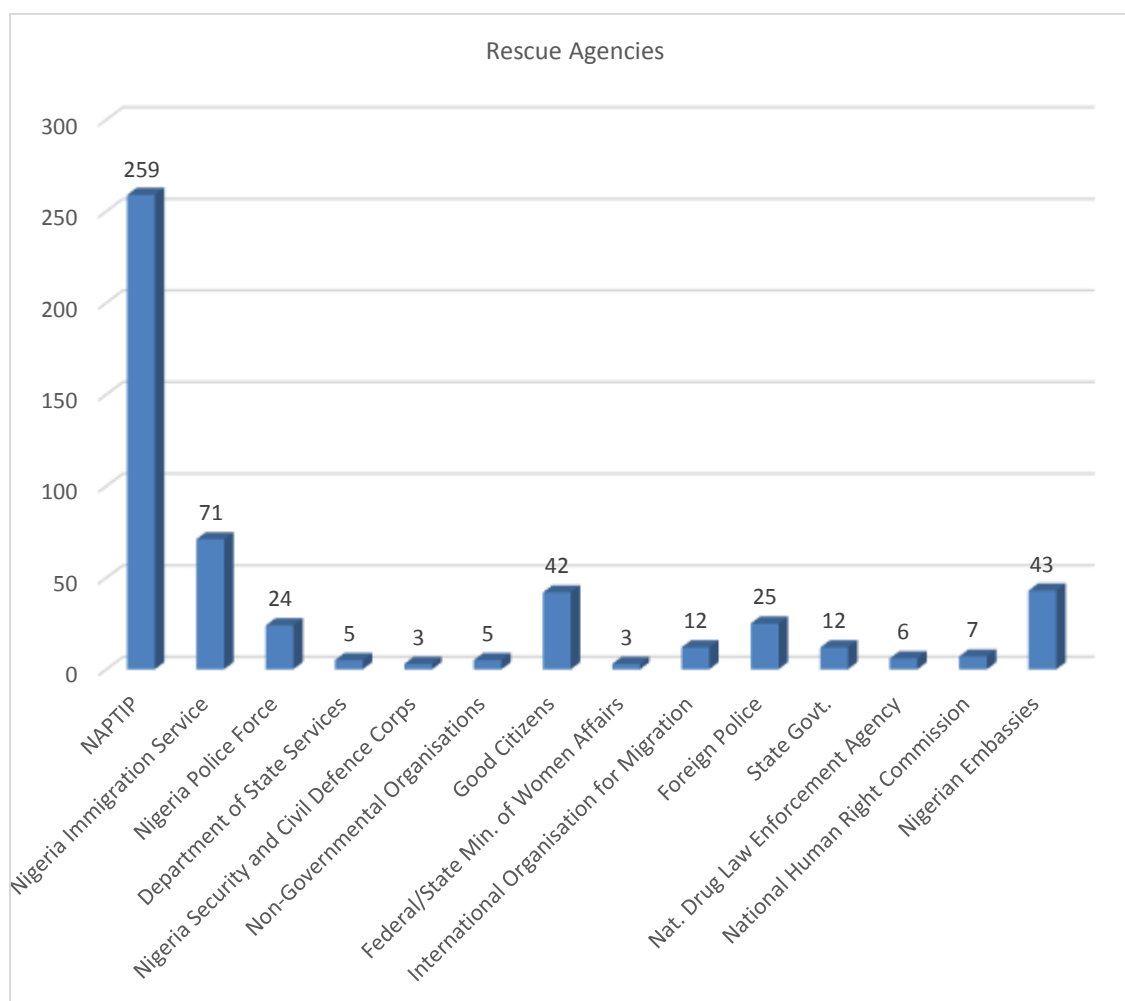


3.1.5 Rescue Agencies

NAPTIP's collaboration with various agencies continued to yield positive results. This is evident in the number of rescued victims returned to the Agency by other sister agencies.

During the period under review, the Agency rescued Two Hundred and Fifty Seven (257) victims, Nigeria Immigration Service rescued Seventy One (71) victims for the Agency while the Nigeria Police Force rescued and returned 24 victims to the Agency.

S/N	Rescue Agencies	No.
1	NAPTIP	259
2	Nigeria Immigration Service	71
4	Nigeria Police Force	24
5	Department of State Services	5
6	Nigeria Security and Civil Defence Corps	3
7	Non-Governmental Organisations	5
8	Good Citizens	42
9	Federal/State Min. of Women Affairs	3
10	International Organisation for Migration	12
11	Foreign Police	25
12	State Govt.	12
13	Nat. Drug Law Enforcement Agency	6
14	National Human Right Commission	7
15	Nigerian Embassies	43
	Total	517



4.0 Public Enlightenment

Under the period in review, the Agency carried out One Hundred and Sixty Eight (168) awareness activities across the country.

5.0 Summary

S/N		Inception to June 2018
1.	Total number of cases received	6290
2.	Total number of cases investigated	3671
3.	Total number of victims rescued	13350
4.	Total number of convictions	302
5.	Total number of convicted persons	364