

Table of Contents

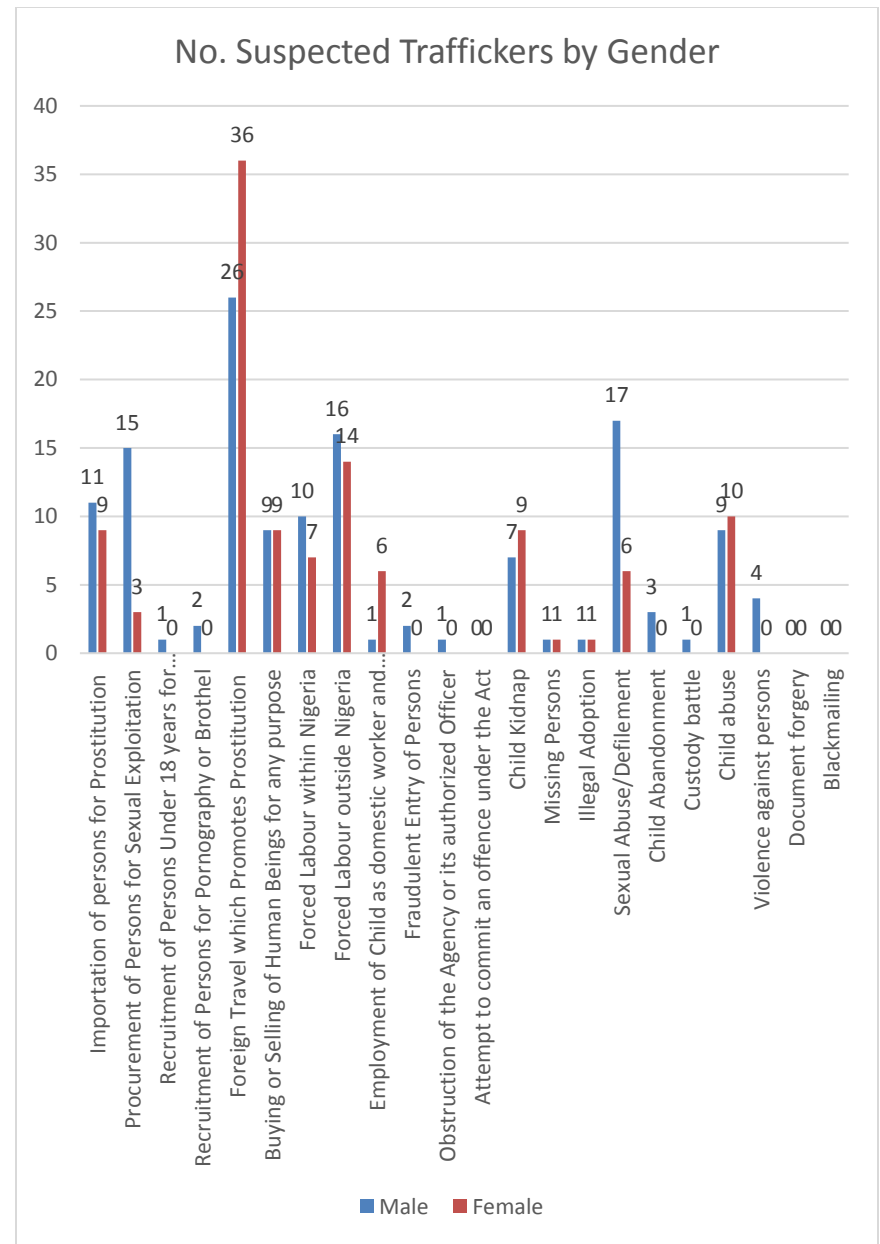
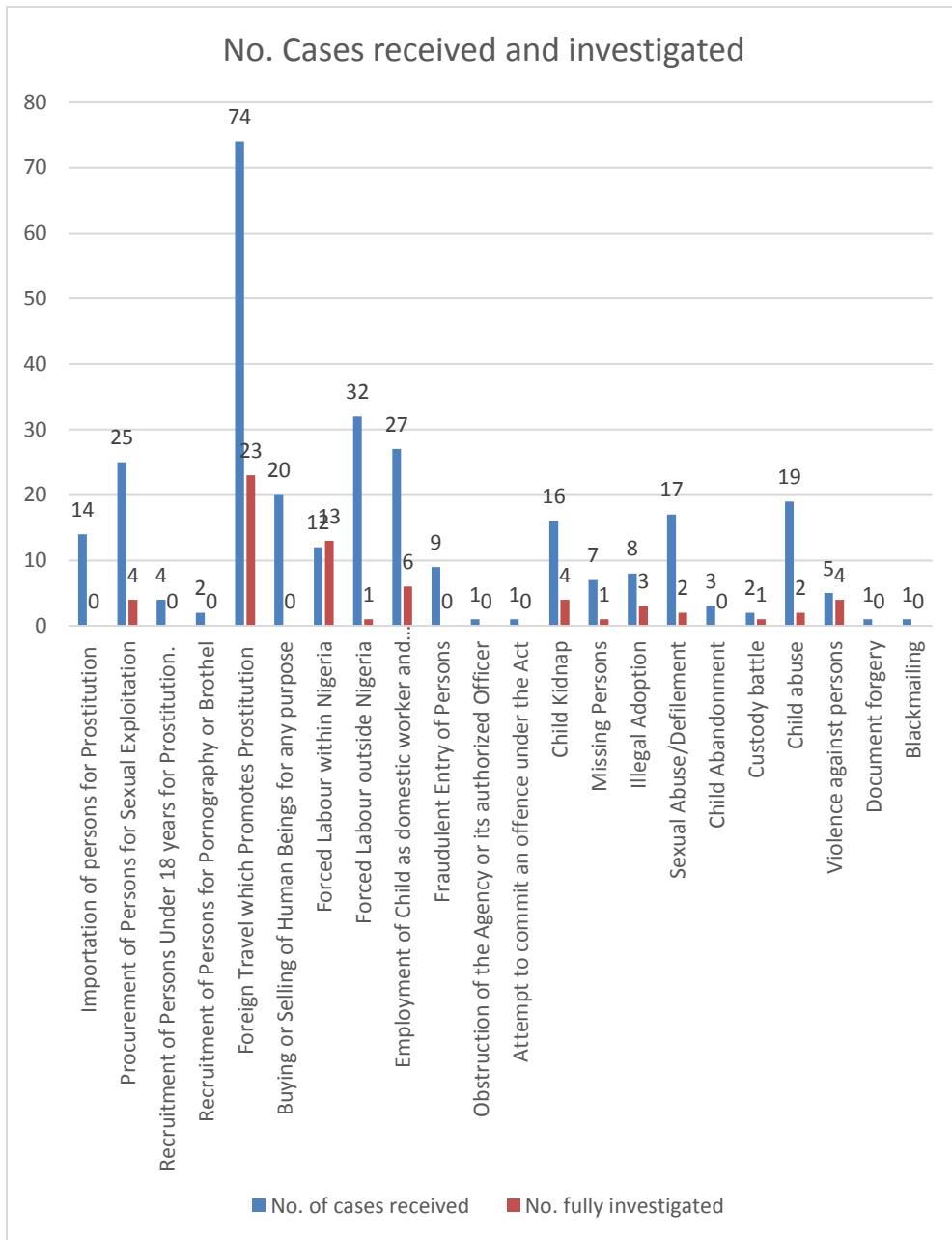
1.0	Investigation.....	2
2.0	Cases referred to other Agencies.....	4
3.0	Legal and Prosecution.....	4
4.0	Convictions.....	7
5.0	Rescued Victims.....	8
6.0	Rescued victims age range.....	11
7.0	State of origin of rescued.....	11
8.0	Country of origin of rescued victims.....	14
9.0	Rescue Agencies.....	14
10.0	Summary.....	16

1.0 Investigation

In the first quarter of the year 2018, the Agency received three hundred (300) cases and has successfully investigated Sixty Four (64) of the cases. A total of 248 suspects were arrested, out of which 137 are males and 111 are females.

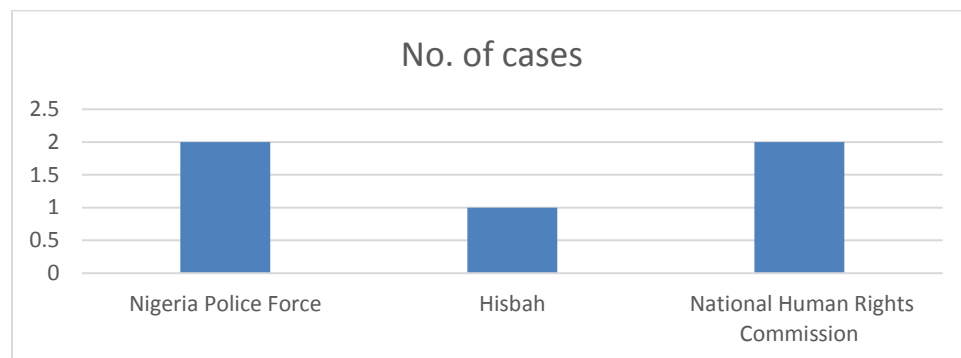
Table I: No. of cases received, investigated and no. of suspect apprehended

S/ N	Categories of Offences	No. of cases received	No. fully investigated	No. of Suspected Traffickers		Total
				Male	Female	
1	Importation of persons for Prostitution	14	0	11	9	20
2	Procurement of Persons for Sexual Exploitation	25	4	15	3	18
3	Recruitment of Persons Under 18 years for Prostitution.	4	0	1	0	1
4	Recruitment of Persons for Pornography or Brothel	2	0	2	0	2
5	Foreign Travel which Promotes Prostitution	74	23	26	36	62
6	Buying or Selling of Human Beings for any purpose	20	0	9	9	18
7	Forced Labour within Nigeria	12	13	10	7	17
8	Forced Labour outside Nigeria	32	1	16	14	30
9	Employment of Child as domestic worker and inflicting grievous harm	27	6	1	6	7
10	Fraudulent Entry of Persons	9	0	2	0	2
11	Obstruction of the Agency or its authorized Officer	1	0	1	0	1
12	Attempt to commit an offence under the Act	1	0			
	Others					0
13	Child Kidnap	16	4	7	9	16
14	Missing Persons	7	1	1	1	2
15	Illegal Adoption	8	3	1	1	2
16	Sexual Abuse/Defilement	17	2	17	6	23
17	Child Abandonment	3	0	3	0	3
18	Custody battle	2	1	1	0	1
19	Child abuse	19	2	9	10	19
20	Violence against persons	5	4	4	0	4
21	Document forgery	1	0	0	0	0
22	Blackmailing	1	0	0	0	0
	TOTAL	300	64	137	111	248



2.0 Cases referred to other Agencies

Five of the cases received by the Agency were referred to other Agencies, as they were not within our purview.



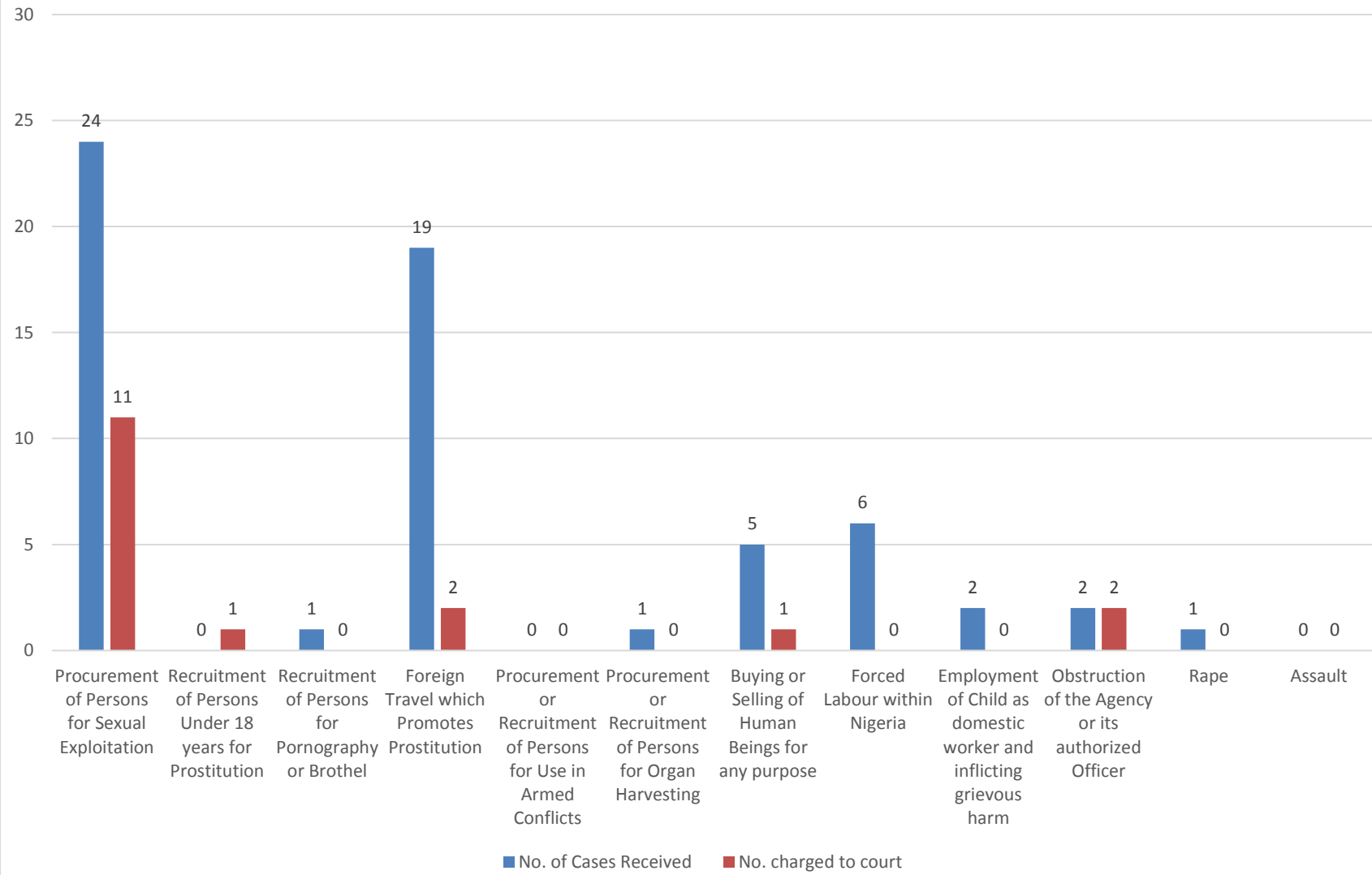
S/N	AGENCY	No. of cases
1	Nigeria Police Force	2
2	Hisbah	1
3	National Human Rights Commission	2
	TOTAL	5

3.0 Legal and Prosecution

The legal department of the Agency received 69 cases, out of which 17 of the cases were charged to court, in the first quarter of the Agency. Procurement of Persons for Prostitution received 24 cases and charged 11 of it to court. Foreign Travel which Promotes Prostitution received a total of 19 cases, but charged just 2 to court.

S/N	Offences	No. of Cases Received	No. charged to court
1	Procurement of Persons for Sexual Exploitation	24	11
2	Recruitment of Persons Under 18 years for Prostitution	0	1
3	Recruitment of Persons for Pornography or Brothel	1	0
4	Foreign Travel which Promotes Prostitution	19	2
5	Procurement or Recruitment of Persons for Use in Armed Conflicts	0	0
6	Procurement or Recruitment of Persons for Organ Harvesting	1	0
7	Buying or Selling of Human Beings for any purpose	5	1
8	Forced Labour within Nigeria	6	0
9	Employment of Child as domestic worker and inflicting grievous harm	2	0
10	Obstruction of the Agency or its authorized Officer	2	2
11	Rape	1	0
12	Assault	1	0
	Total	68	17

No. of cases received and No. charged to court.

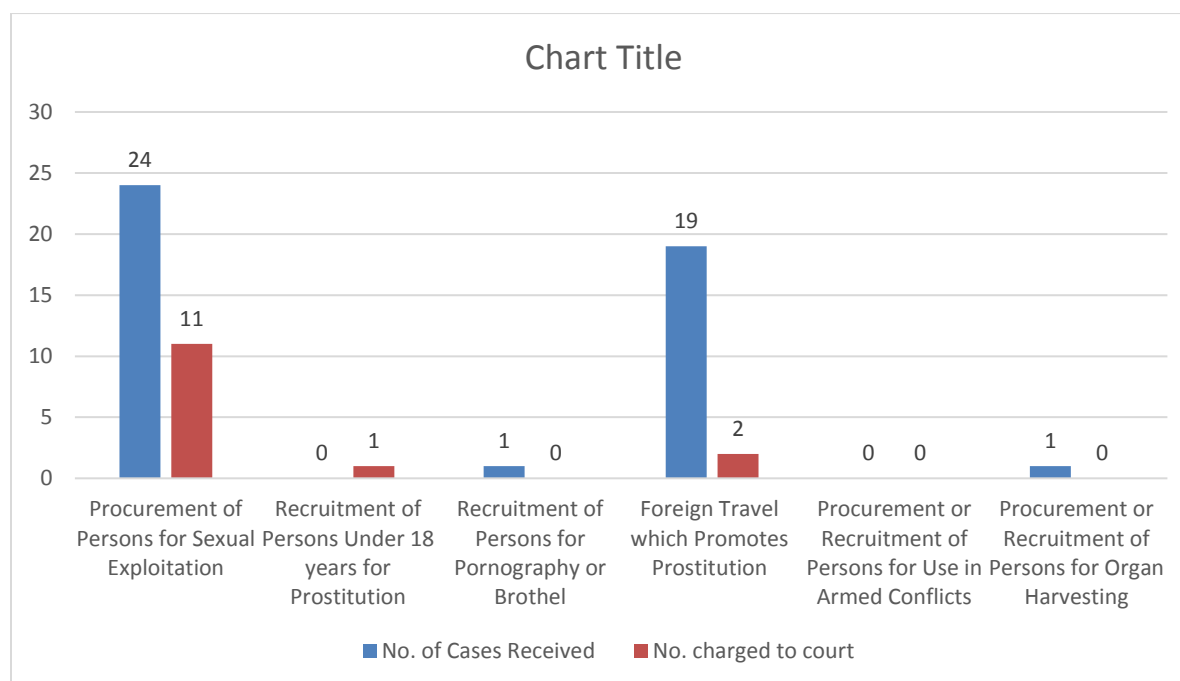


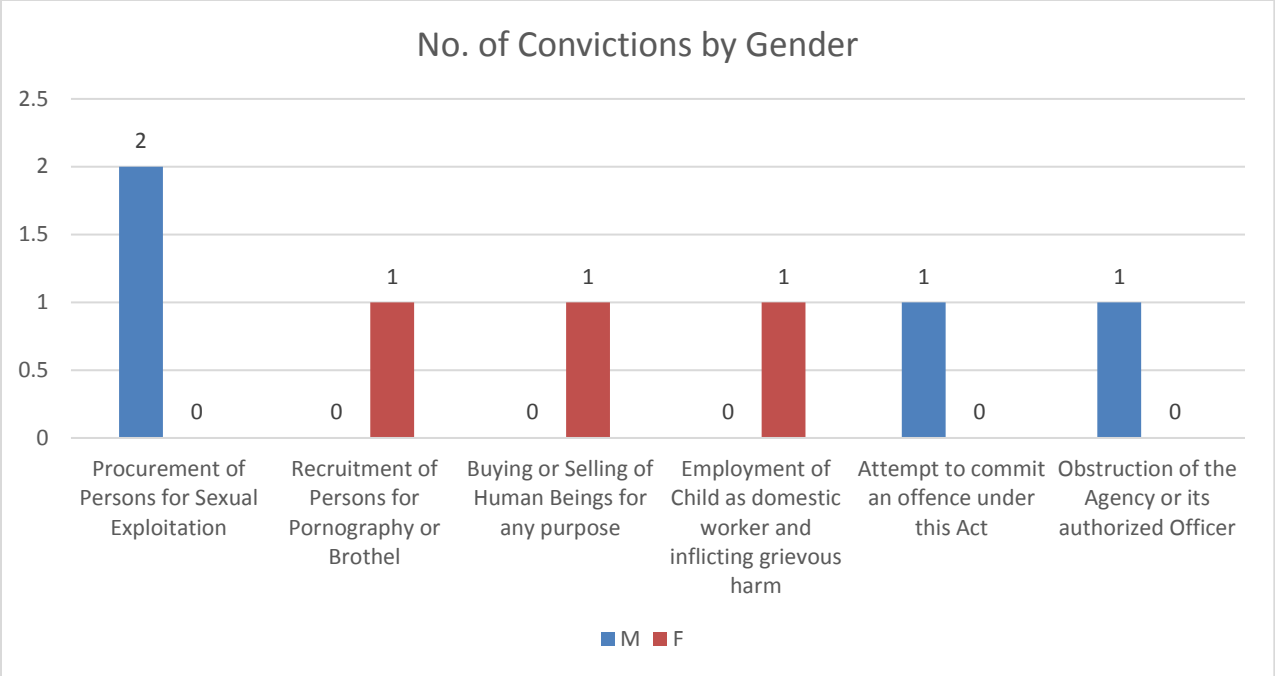
4.0 Convictions

The Agency had seven (7) convictions, in the quarter under review and lost a case. Two convictions were secured for Procurement of Persons for Sexual Exploitation case.

Table V: No. of convictions

Categories of Offences	No. won	No. lost	Convicts	
			M	F
Procurement of Persons for Sexual Exploitation	2	0	2	0
Recruitment of Persons for Pornography or Brothel	1	0	0	1
Buying or Selling of Human Beings for any purpose	1	0	0	1
Employment of Child as domestic worker and inflicting grievous harm	1	0	0	1
Attempt to commit an offence under this Act	1	0	1	0
Obstruction of the Agency or its authorized Officer	1	1	1	0
Total	7	1	4	3





5.0 Rescued Victims

The total of Four hundred and Thirteen (413) victims was rescued by the Agency. There were 73 males and 384 females from the total number.

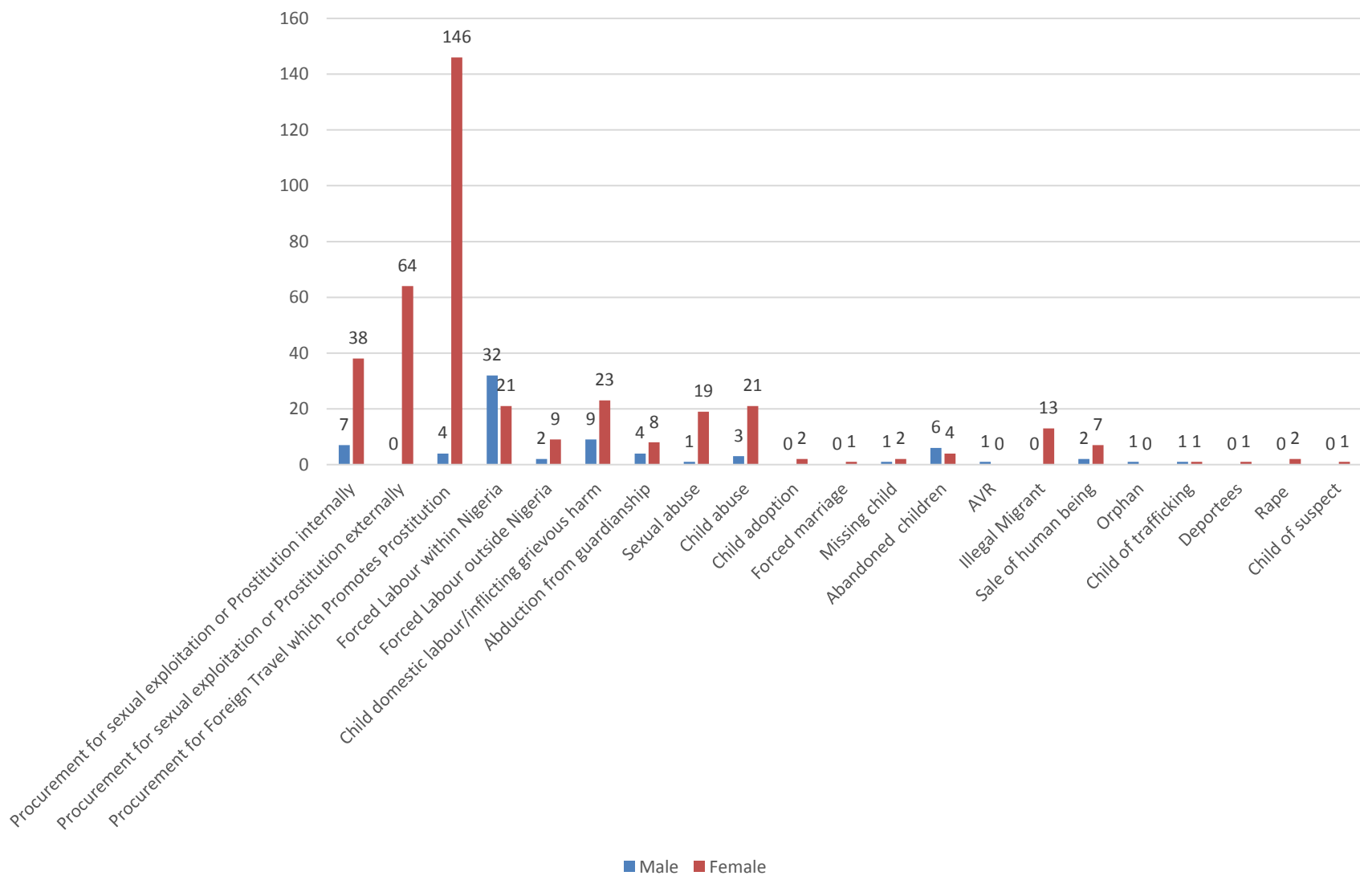
Procurement for Foreign Travel which Promotes Prostitution recorded the highest number of victims with a Hundred and Fifty (150) persons, representing 43.9% of the total number.

The lowest number of victims came from Child adoption case, with just Two (2) victims.

Table VI: Type of victims of trafficking with gender disposition of rescued victims

S/ N	Type of trafficking	Male	Female	Total
1	Procurement for sexual exploitation or Prostitution internally	7	38	45
2	Procurement for sexual exploitation or Prostitution externally	0	64	64
3	Procurement for Foreign Travel which Promotes Prostitution	4	146	150
4	Forced Labour within Nigeria	32	21	53
5	Forced Labour outside Nigeria	2	9	11
6	Child domestic labour/inflicting grievous harm	9	23	32
7	Abduction from guardianship	4	8	12
8	Sexual abuse	1	19	20
9	Child abuse	3	21	24
10	Child adoption	0	2	2
11	Forced marriage	0	1	1
12	Missing child	1	2	3
13	Abandoned children	6	4	10
14	AVR	1	0	1
15	Illegal Migrant	0	13	13
16	Sale of human being	2	7	9
17	Orphan	1	0	1
18	Child of trafficking	1	1	2
19	Deportees	0	1	1
20	Rape	0	2	2
21	Child of suspect	0	1	1
	TOTAL	73	384	457

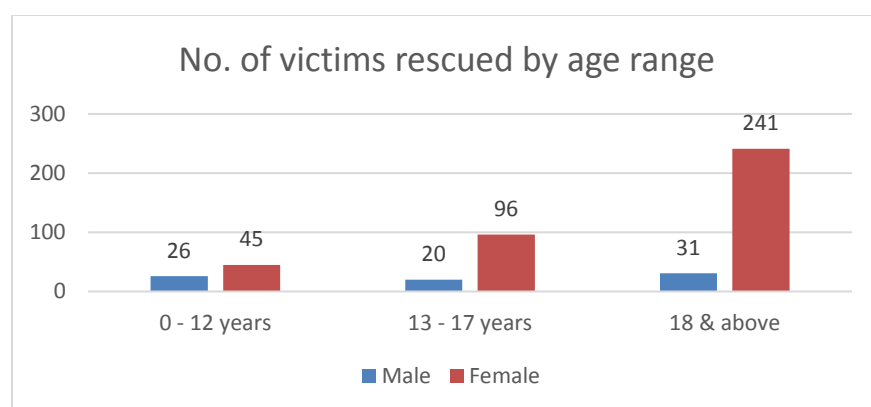
No. of victims of trafficking by gender.



6.0 Rescued victims age range

The victims were segregated in different age ranges, the highest coming from the 18 & above range.

Age	Male	Female	Total
0 - 12 years	26	45	71
13 - 17 years	20	96	116
18 & above	31	241	272
Total	77	382	459



7.0 State of origin of rescued

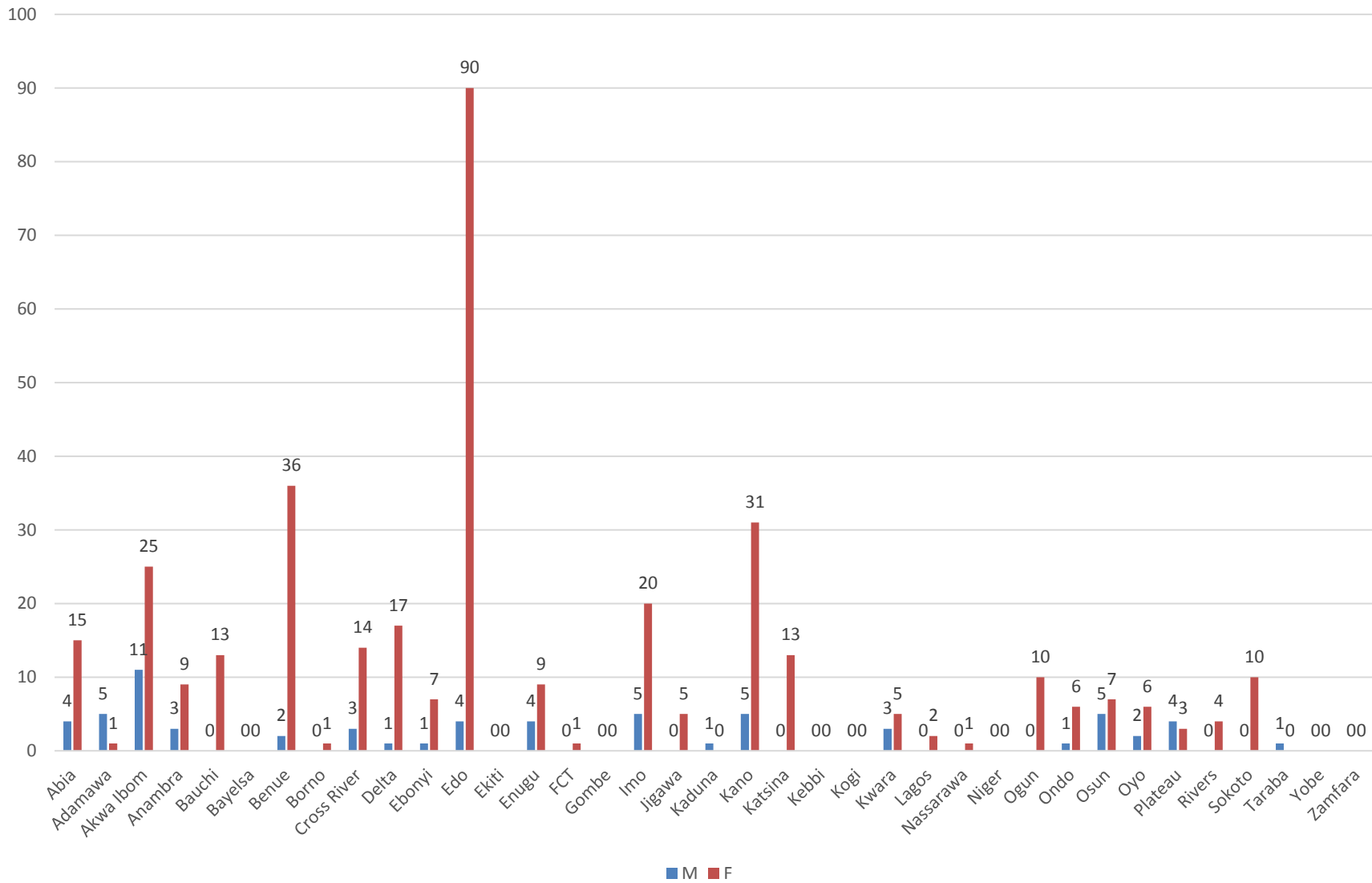
Of the 426 victims that were Nigerians, Edo state had 94 victims, making them the state with the highest number of victims. Following it is Benue and Kano with 38 and 36 victims respectively.

Table VIII: State of origin of rescued victims

S/N	State	Male	Female	Total
1	Abia	4	15	19
2	Adamawa	5	1	6
3	Akwa Ibom	11	25	36
4	Anambra	3	9	12
5	Bauchi	0	13	13
6	Bayelsa	0	0	0
7	Benue	2	36	38
8	Borno	0	1	1
9	Cross River	3	14	17
10	Delta	1	17	18

11	Ebonyi	1	7	8
12	Edo	4	90	94
13	Ekiti	0	0	0
14	Enugu	4	9	13
15	FCT	0	1	1
16	Gombe	0	0	0
17	Imo	5	20	25
18	Jigawa	0	5	5
19	Kaduna	1	0	1
20	Kano	5	31	36
21	Katsina	0	13	13
22	Kebbi	0	0	0
23	Kogi	0	0	0
24	Kwara	3	5	8
25	Lagos	0	2	2
26	Nassarawa	0	1	1
27	Niger	0	0	0
28	Ogun	0	10	10
29	Ondo	1	6	7
30	Osun	5	7	12
31	Oyo	2	6	8
32	Plateau	4	3	7
33	Rivers	0	4	4
34	Sokoto	0	10	10
35	Taraba	1	0	1
36	Yobe	0	0	0
37	Zamfara	0	0	0
	Total	65	361	426

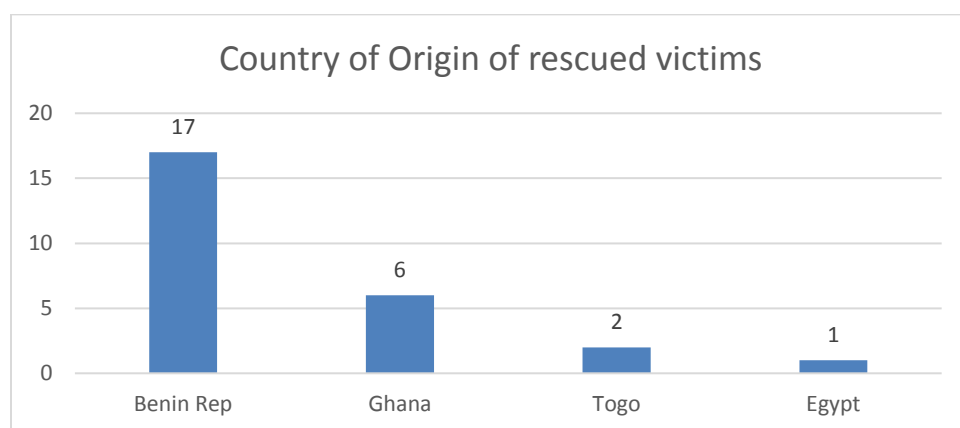
State of origin of rescued victims.



8.0 Country of origin of rescued victims

Twenty Six victims came from countries apart from Nigeria. Benin republic had 17 victims as their origin.

S/N	Country	No.
1	Benin Rep	17
2	Ghana	6
3	Togo	2
4	Egypt	1
	Total	26

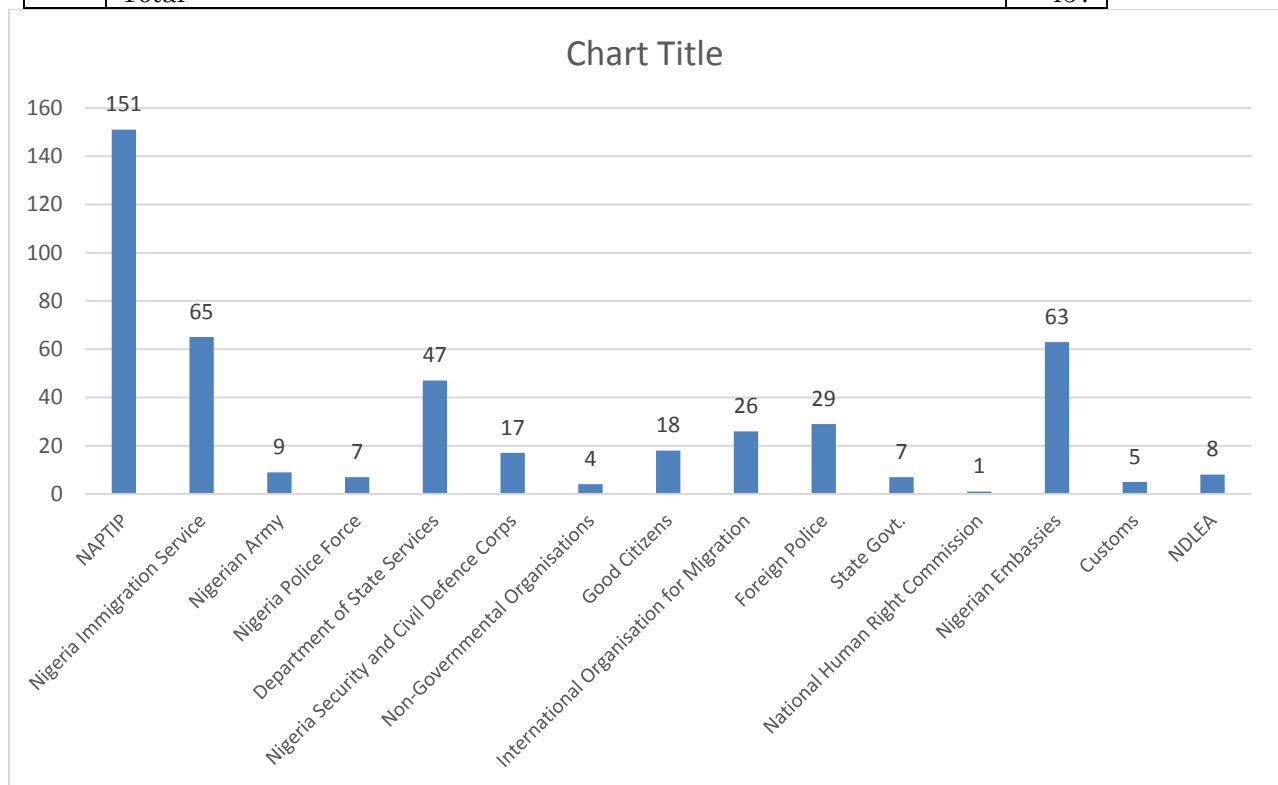


9.0 Rescue Agencies

Various agencies helped in rescuing victims for the Agency. Other than NAPTIP, which rescued One hundred and fifty one (151) Victims, Nigeria Immigration Service rescued Sixty Five (65) victims for the Agency. The lowest victims rescued came from National Human Right Commission with just a victim.

S/N	Rescue Agencies	No.
1	NAPTIP	151
2	Nigeria Immigration Service	65
3	Nigerian Army	9
4	Nigeria Police Force	7
5	Department of State Services	47

6	Nigeria Security and Civil Defence Corps	17
7	Non-Governmental Organisations	4
8	Good Citizens	18
9	International Organisation for Migration	26
10	Foreign Police	29
11	State Govt.	7
12	National Human Right Commission	1
13	Nigerian Embassies	63
14	Customs	5
15	NDLEA	8
	Total	457



10.0 Summary

S/N		Inception to March 2018
1.	Total number of cases received	5,796
2.	Total number of cases investigated	3,588
3.	Total number of victims rescued	12,817
4.	Total number of convictions	289
5.	Total number of convicted persons	344