

Table of Contents

1.0	Investigation.....	2
2.0	Cases referred to other Agencies.....	6
3.0	Legal and Prosecution	6
4.0	Convictions.....	7
5.0	Rescued Victims	8
5.1	Rescued victims age range.....	10
5.2	State of origin of rescued.....	11
5.3	Country of origin of rescued victims	13
5.4	Destination Countries.....	13
5.5	Countries of Rescue.....	15
6.0	Rescue Agencies	15
7.0	Summary from inception to December 2018	17

1.0 Investigation

In the year 2018, the Agency received a total of One Thousand and Seventy Six (1076) human trafficking and other related cases, out of which Two Hundred and Six (206) of the cases were fully investigated, representing 19.1% of the total cases reported.

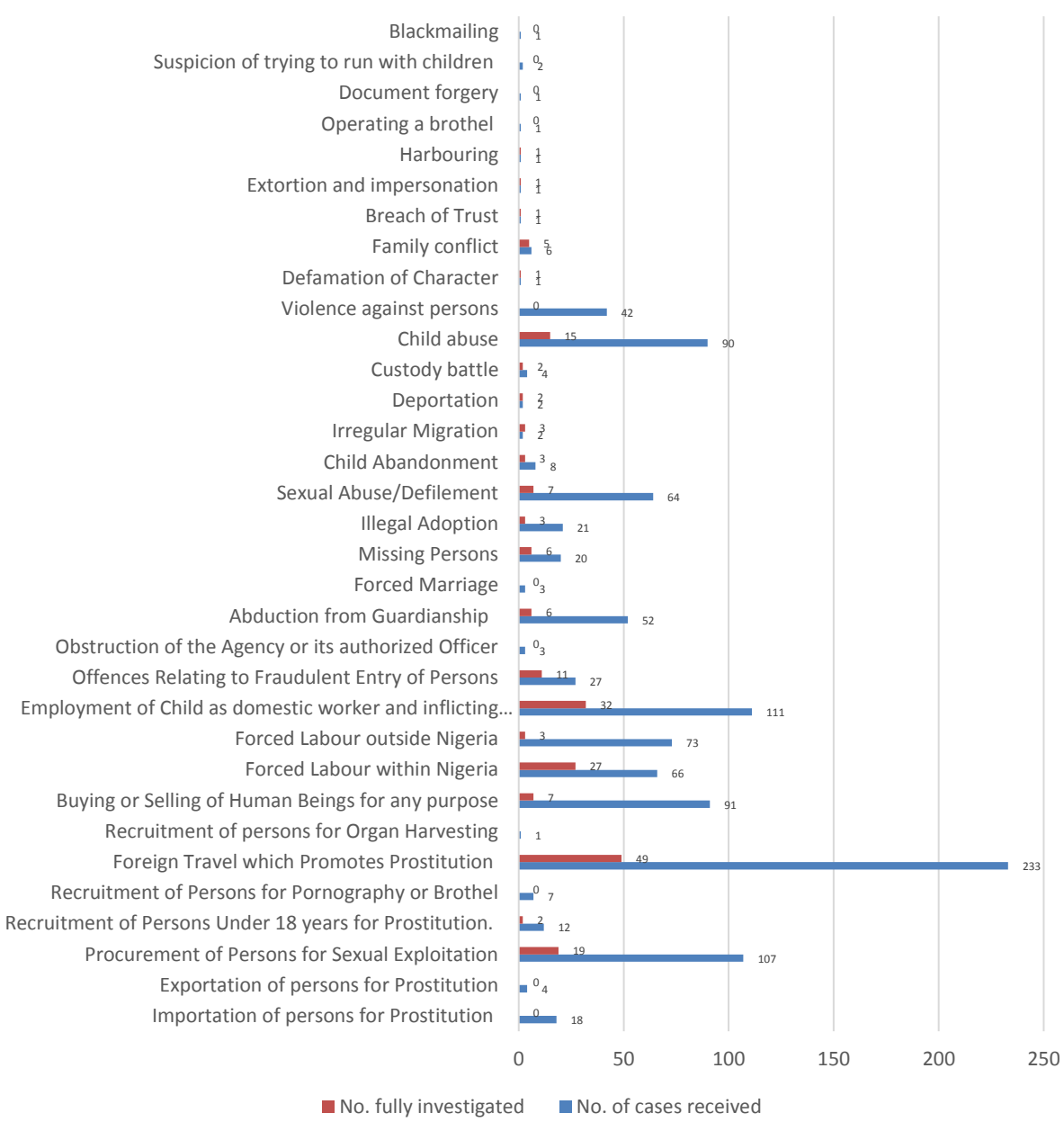
The total number of suspects apprehended from the various cases reported is Eight Hundred and Twenty Three (823), out of which Four Hundred and Fifty (450) are males and Three Hundred and Seventy Three (373) are females.

Table I: No. of cases received, investigated and no. of suspect apprehended

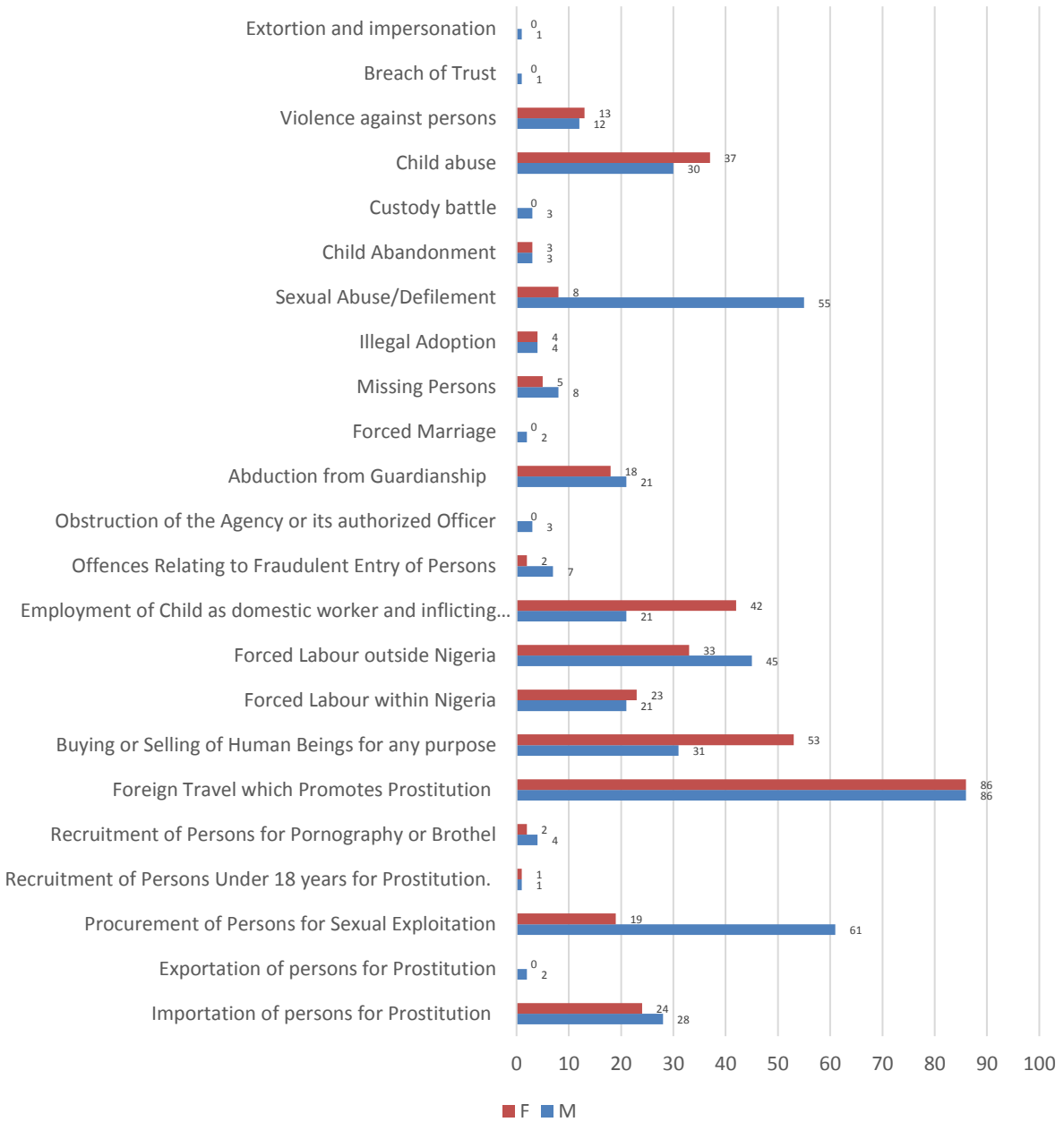
S/ N	Categories of Offences	No. of cases received	No. fully investigated	No. of Suspected Traffickers		Total
				M	F	
1	Importation of persons for Prostitution	18	-	28	24	52
2	Exportation of persons for Prostitution	4	-	2	-	2
3	Procurement of Persons for Sexual Exploitation	107	19	61	19	80
4	Recruitment of Persons Under 18 years for Prostitution.	12	2	1	1	2
5	Recruitment of Persons for Pornography or Brothel	7	-	4	2	6
6	Foreign Travel which Promotes Prostitution	233	49	86	86	172
7	Recruitment of persons for Organ Harvesting	1				
8	Buying or Selling of Human Beings for any purpose	91	7	31	53	84
9	Forced Labour within Nigeria	66	27	21	23	44
10	Forced Labour outside Nigeria	73	3	45	33	78
11	Employment of Child as domestic worker and inflicting grievous harm	111	32	21	42	63
12	Offences Relating to Fraudulent Entry of Persons	27	11	7	2	9
13	Obstruction of the Agency or its authorized Officer	3	-	3	-	3
	Others					
14	Abduction from Guardianship	52	6	21	18	39
15	Forced Marriage	3	-	2	-	2
16	Missing Persons	20	6	8	5	13
17	Illegal Adoption	21	3	4	4	8
18	Sexual Abuse/Defilement	64	7	55	8	63
19	Child Abandonment	8	3	3	3	6
20	Irregular Migration	2	3	-	-	-
21	Deportation	2	2	-	-	-
22	Custody battle	4	2	3	-	3

23	Child abuse	90	15	30	37	67
24	Violence against persons	42	-	12	13	25
25	Defamation of Character	1	1	-	-	-
26	Family conflict	6	5	-	-	-
27	Breach of Trust	1	1	1	-	1
28	Extortion and impersonation	1	1	1	-	1
29	Harbouring	1	1	-	-	-
30	Operating a brothel	1	-	-	-	-
31	Document forgery	1	-	-	-	-
32	Suspicion of trying to run with children	2	-	-	-	-
33	Blackmailing	1	-	-	-	-
	TOTAL	1076	206	450	373	823

cases reported and investigated



Apprehended suspects



2.0 Cases referred to other Agencies

The Agency referred Nineteen (19) cases to other Agencies, as they were not within our purview.

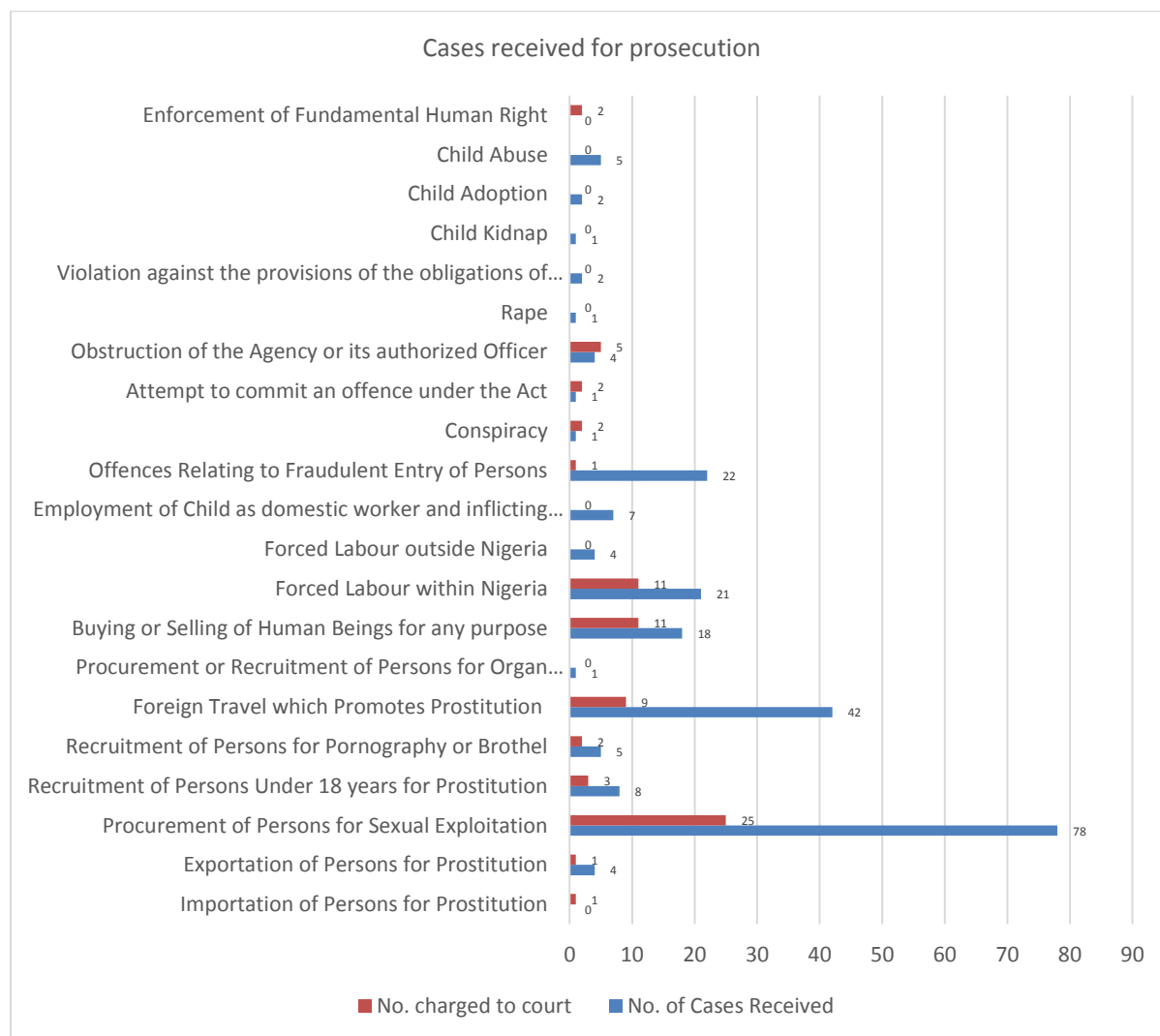
S/N	AGENCY	No. of cases
1	Nigerian Police Force	7
2	Ministry of Woman Affair	2
3	National Human Rights Commission	9
4	HISBAH	1
	Total	19

3.0 Legal and Prosecution

The Legal and Prosecution Department received Two Hundred and Twenty Seven (227) cases from the Investigation and Monitoring Department during the year out of which Seventy Five (75) of the cases were charged to court including some outstanding from 2017.

S/N	Offences	No. of Cases Received	No. charged to court
1	Importation of Persons for Prostitution	-	1
2	Exportation of Persons for Prostitution	4	1
3	Procurement of Persons for Sexual Exploitation	78	25
4	Recruitment of Persons Under 18 years for Prostitution	8	3
5	Recruitment of Persons for Pornography or Brothel	5	2
6	Foreign Travel which Promotes Prostitution	42	9
7	Procurement or Recruitment of Persons for Organ Harvesting	1	-
8	Buying or Selling of Human Beings for any purpose	18	11
9	Forced Labour within Nigeria	21	11
10	Forced Labour outside Nigeria	4	-
11	Employment of Child as domestic worker and inflicting grievous harm	7	-
12	Offences Relating to Fraudulent Entry of Persons	22	1
13	Conspiracy	1	2
14	Attempt to commit an offence under the Act	1	2
15	Obstruction of the Agency or its authorized Officer	4	5
16	Rape	1	-
17	Violation against the provisions of the obligations of airlines, commercial carriers, tour operators and travel agents	2	-
18	Child Kidnap	1	-
19	Child Adoption	2	-
20	Child Abuse	5	-

21	Enforcement of Fundamental Human Right	-	2
	Total	227	75



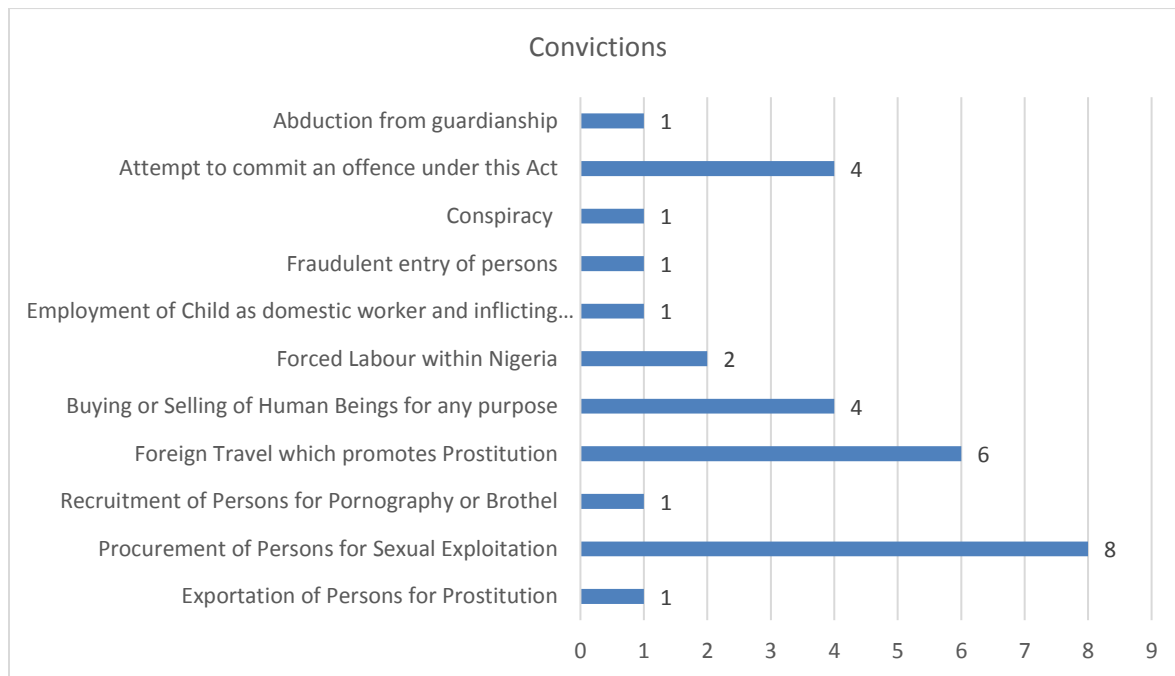
4.0 Convictions

The Agency won Thirty One (31) cases in the year 2018, and lost just one case. Fifty (50) persons were convicted from the various cases, of which Twenty Eight (29) are males, and Twenty One (21) are females.

The highest number of convictions came from Procurement of Persons for Sexual Exploitation, which had Eight (8) cases won.

Table V: No. of convictions

Categories of Offences	No. won	No. lost	Convicts	
			M	F
Exportation of Persons for Prostitution	1	-	3	-
Procurement of Persons for Sexual Exploitation	8	1	9	-
Recruitment of Persons for Pornography or Brothel	1	-		1
Foreign Travel which promotes Prostitution	6	-	2	8
Buying or Selling of Human Beings for any purpose	4		8	3
Forced Labour within Nigeria	2	-	3	1
Employment of Child as domestic worker and inflicting grievous harm	1	-	-	1
Fraudulent entry of persons	1	-	1	-
Conspiracy	1			1
Attempt to commit an offence under this Act	4		2	5
Abduction from guardianship	1			1
Total	31	1	29	21



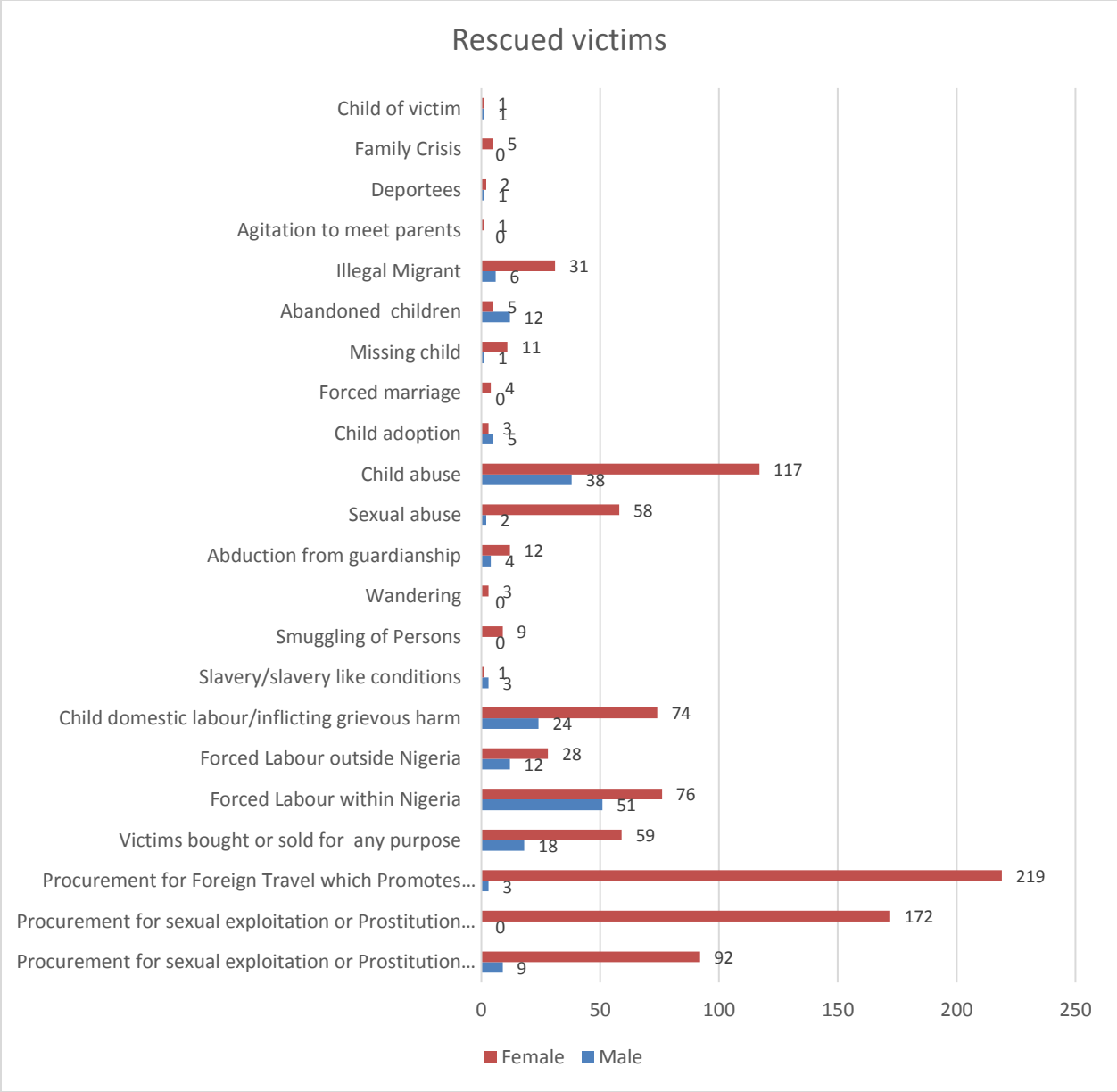
5.0 Rescued Victims

In the year under review, a total of One Thousand, One Hundred and Seventy Three (1,173) victims were rescued. There were One Hundred and Ninety (190) males and Nine Hundred and Eighty Three (983) females.

The highest numbers of victims were received from the following cases; Procurement for Foreign Travel which Promotes Prostitution, with Two Hundred and Twenty Two (222) victims and Procurement for sexual exploitation or Prostitution externally, with One Hundred and Seventy Two (172) victims.

Table VI: Type of victims of trafficking with gender disposition of rescued victims

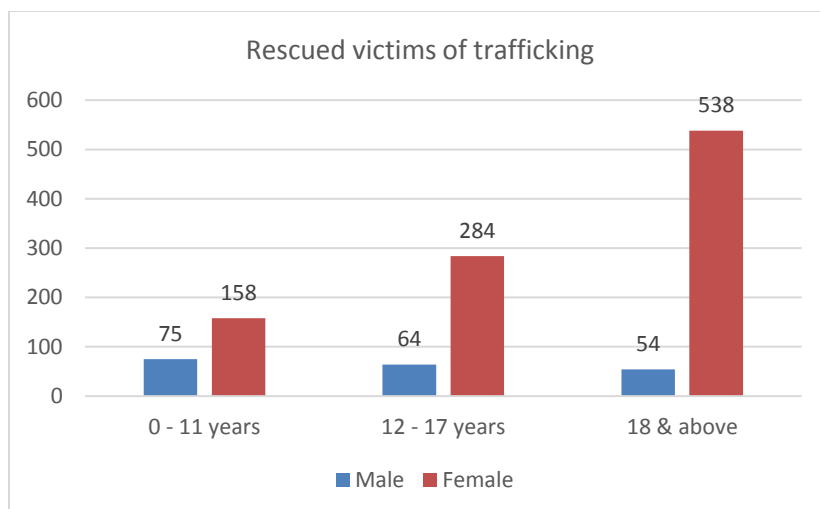
S/ N	Type of trafficking	Male	Female	Total	Perce ntage
1	Procurement for sexual exploitation or Prostitution internally	9	92	101	8.6
2	Procurement for sexual exploitation or Prostitution externally	-	172	172	14.7
3	Procurement for Foreign Travel which Promotes Prostitution	3	219	222	18.9
4	Victims bought or sold for any purpose	18	59	77	6.6
5	Forced Labour within Nigeria	51	76	127	10.8
6	Forced Labour outside Nigeria	12	28	40	3.4
7	Child domestic labour/inflicting grievous harm	24	74	98	8.4
8	Slavery/slavery like conditions	3	1	4	0.3
9	Smuggling of Persons	-	9	9	0.8
10	Wandering	-	3	3	0.3
11	Abduction from guardianship	4	12	16	1.4
12	Sexual abuse	2	58	60	5.1
13	Child abuse	38	117	155	13.2
14	Child adoption	5	3	8	0.7
15	Forced marriage	-	4	4	0.3
16	Missing child	1	11	12	1.0
17	Abandoned children	12	5	17	1.4
18	Illegal Migrant	6	31	37	3.2
19	Agitation to meet parents	-	1	1	0.1
20	Deportees	1	2	3	0.3
21	Family Crisis	-	5	5	0.4
23	Child of victim	1	1	2	0.2
	TOTAL	190	983	1,173	100.0



5.1 Rescued victims age range

The victims rescued were disaggregated into different age ranges. Children accounted for 49.5% of the total victims received by the Agency in the 2018.

Age	Male	Female	Total
0 - 11 years	75	158	233
12 - 17 years	64	284	348
18 & above	54	538	592
Total	193	980	1173



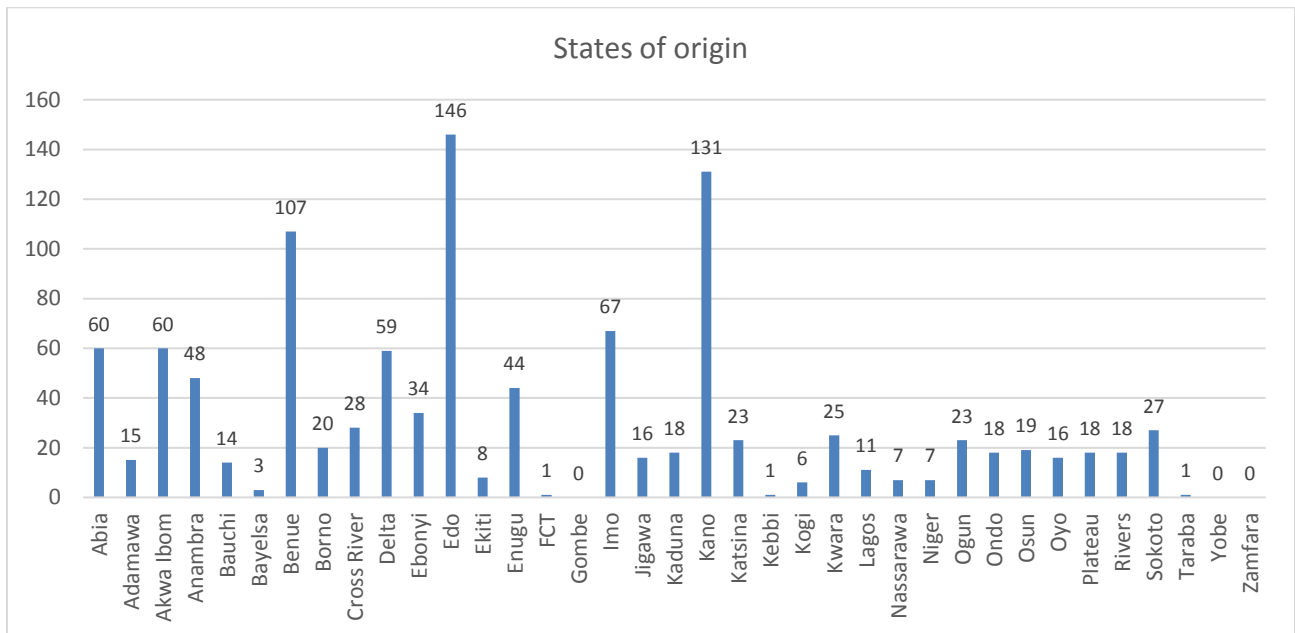
5.2 State of origin of rescued

Of the One Thousand, One Hundred and Seventy Three (1,173) victims rescued, One Thousand and Ninety Nine (1,099) are Nigerians. Edo state had the most shares with One Hundred and Forty Three (143) victims. Kano had One Hundred and Twenty Three (123) victims and Benue had One Hundred and Six (106) victims.

Table VIII: State of origin of rescued victims

S/N	State	Male	Female	Total
1	Abia	15	45	60
2	Adamawa	6	9	15
3	Akwa Ibom	16	44	60
4	Anambra	10	38	48
5	Bauchi	-	14	14
6	Bayelsa	-	3	3
7	Benue	20	87	107
8	Borno	-	20	20
9	Cross River	6	22	28
10	Delta	4	55	59
11	Ebonyi	8	26	34
12	Edo	9	137	146
13	Ekiti	1	7	8
14	Enugu	17	27	44
15	FCT	-	1	1
16	Gombe	-	-	-
17	Imo	9	58	67
18	Jigawa	1	15	16
19	Kaduna	1	17	18
20	Kano	12	119	131

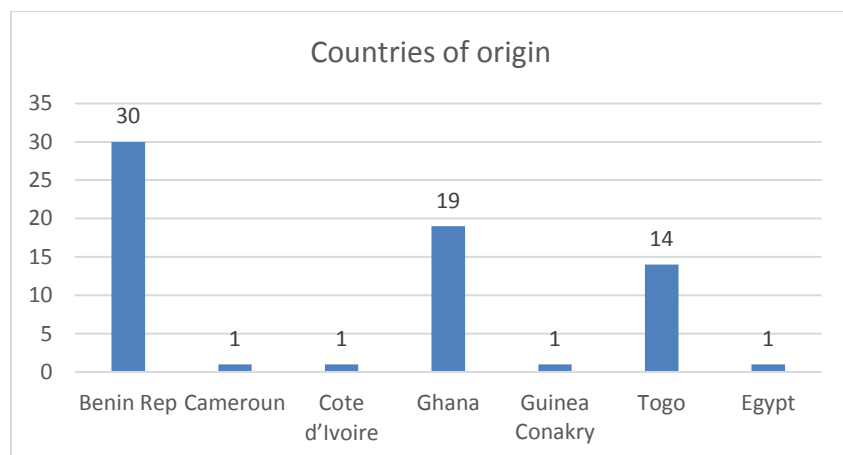
21	Katsina	-	23	23
22	Kebbi	-	1	1
23	Kogi	1	5	6
24	Kwara	7	18	25
25	Lagos	2	9	11
26	Nassarawa	-	7	7
27	Niger	1	6	7
28	Ogun	3	20	23
29	Ondo	2	16	18
30	Osun	4	15	19
31	Oyo	4	12	16
32	Plateau	4	14	18
33	Rivers	-	18	18
34	Sokoto	3	24	27
35	Taraba	1	-	1
36	Yobe	-	-	-
37	Zamfara	-	-	-
	Total	167	932	1,099



5.3 Country of origin of rescued victims

The Agency also received Sixty Four (67) victims of human trafficking who were nationals of other countries. Benin Republic had Twenty Seven (30) victims and Ghana had Nineteen (19) victims.

S/N	Country	No.	Percentage
1	Benin Rep	30	44.8
2	Cameroun	1	1.5
3	Cote d'Ivoire	1	1.5
4	Ghana	19	28.3
5	Guinea Conakry	1	1.5
6	Togo	14	20.9
7	Egypt	1	1.5
	Total	67	100.0

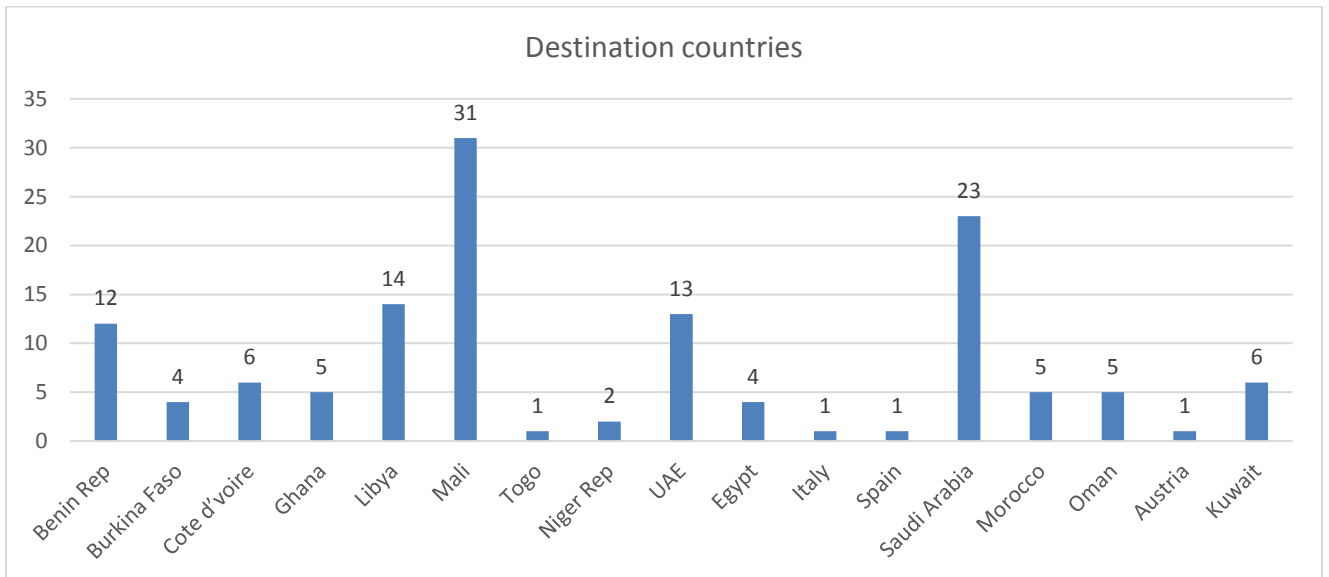


5.4 Destination Countries

The table below shows the number of victims of trafficking who were intercepted during their course of being trafficked outside the country. Their countries of destination are as shown in the table below.

The highest countries of destination are Mali, Thirty One (31), which was followed by Saudi Arabia, Twenty Three (23).

Destination Countries		
S/N	Country	No.
1	Benin Rep	12
2	Burkina Faso	4
3	Cote d'voire	6
4	Ghana	5
5	Libya	14
6	Mali	31
7	Togo	1
8	Niger Rep	2
9	UAE	13
10	Egypt	4
11	Italy	1
12	Spain	1
13	Saudi Arabia	23
14	Morocco	5
15	Oman	5
16	Austria	1
17	Kuwait	6
	Total	134



5.5 Countries of Rescue

A total of Two Hundred and Thirty Nine (239) victims were rescued from other countries and brought back to Nigeria. The country that had the highest number victims returned to the country is Libya with One Hundred and One (101), followed by Mali, Forty Two (42). The least came from Italy, Spain and Oman, with a victim each.

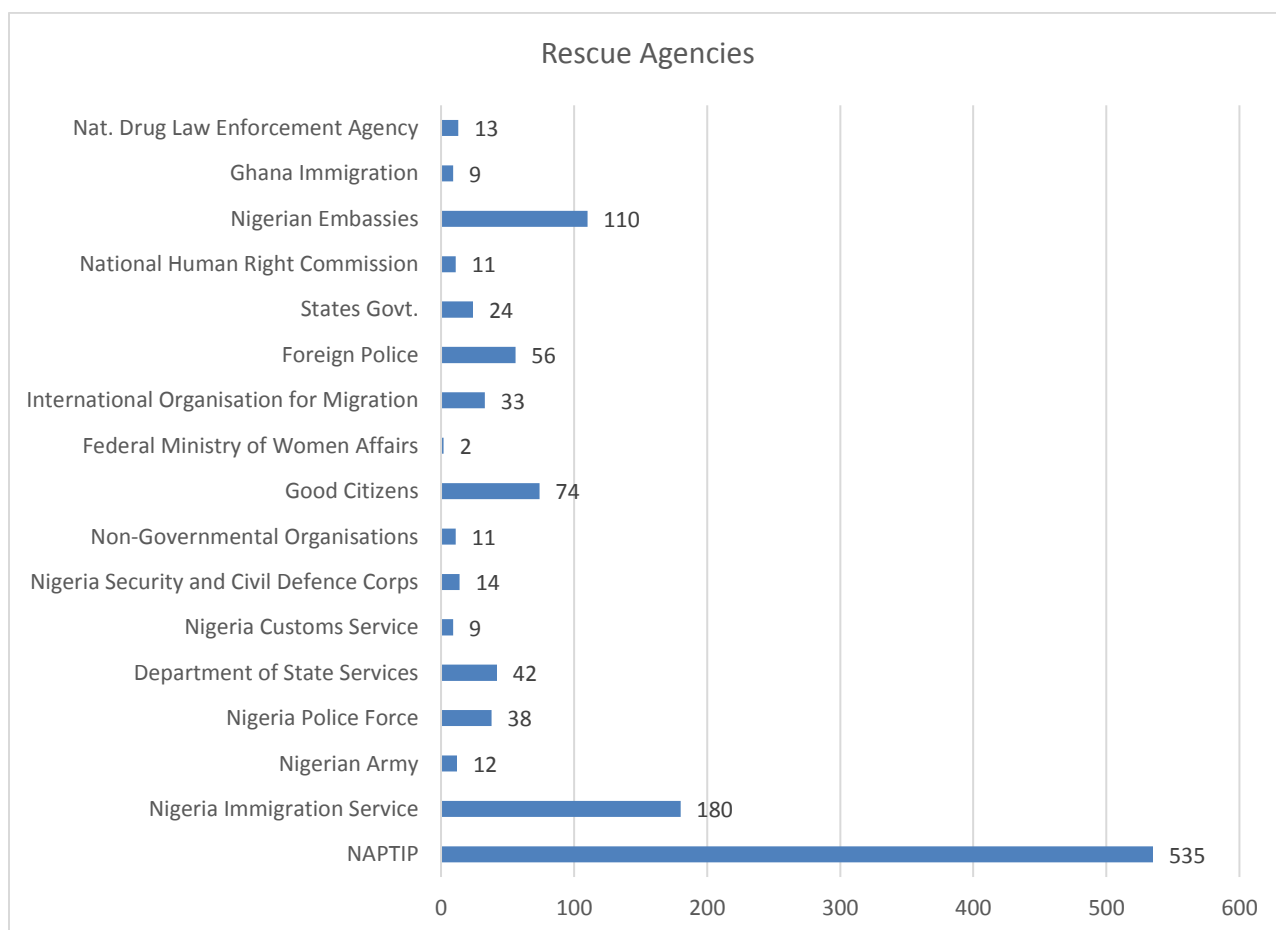
Countries of Rescue		
S/N	Country	No.
1	Benin Rep	13
2	Burkina Faso	6
3	Cote d'Ivoire	16
4	Ghana	14
5	Libya	101
6	Mali	42
7	Togo	4
8	Niger Rep	6
9	Russia	2
10	United Arab Emirate	14
11	Malaysia	2
12	Italy	1
13	Spain	1
14	Saudi Arabia	14
15	Norway	2
16	Oman	1
	Total	239

6.0 Rescue Agencies

Other partner Agencies and Stakeholders assisted NAPTIP in rescuing victims. Nigeria Immigration Service, Nigerian Embassies rescued One Hundred and Eighty (180) and One Hundred and Ten (110) respectively.

Rescue Agencies		
S/N	Rescue Agencies	No.
1	NAPTIP	535
2	Nigeria Immigration Service	180
3	Nigerian Army	12
4	Nigeria Police Force	38
5	Department of State Services	42

6	Nigeria Customs Service	9
7	Nigeria Security and Civil Defence Corps	14
8	Non-Governmental Organisations	11
9	Good Citizens	74
10	Federal Ministry of Women Affairs	2
11	International Organisation for Migration	33
12	Foreign Police	56
13	States Govt.	24
14	National Human Right Commission	11
15	Nigerian Embassies	110
16	Ghana Immigration	9
17	Nat. Drug Law Enforcement Agency	13
	Total	1,173



7.0 Summary from inception to December 2018

S/N		Total
1.	Total number of cases received	6,572
2.	Total number of cases investigated	3,732
3.	Total number of victims rescued	13,533
4.	Total number of convictions	314
5.	Total number of convicted persons	388