

Table of Contents

1.0	<i>Cases reported and investigated.....</i>	2
1.1	<i>Suspected traffickers</i>	4
2.0	<i>Prosecution and Convictions</i>	6
3.0	<i>Rescued Victims of Human Trafficking</i>	7
3.1	<i>Victims Age Range</i>	9
3.2	<i>State Distribution of Rescued Victims of Human Trafficking</i>	9
3.3	<i>Country of rescue of external trafficking</i>	10
3.4	<i>Countries of Origin of Rescued Victims of Human Trafficking</i>	11
4.0	<i>Rescue Agencies</i>	12
5.0	<i>SUMMARY</i>	13

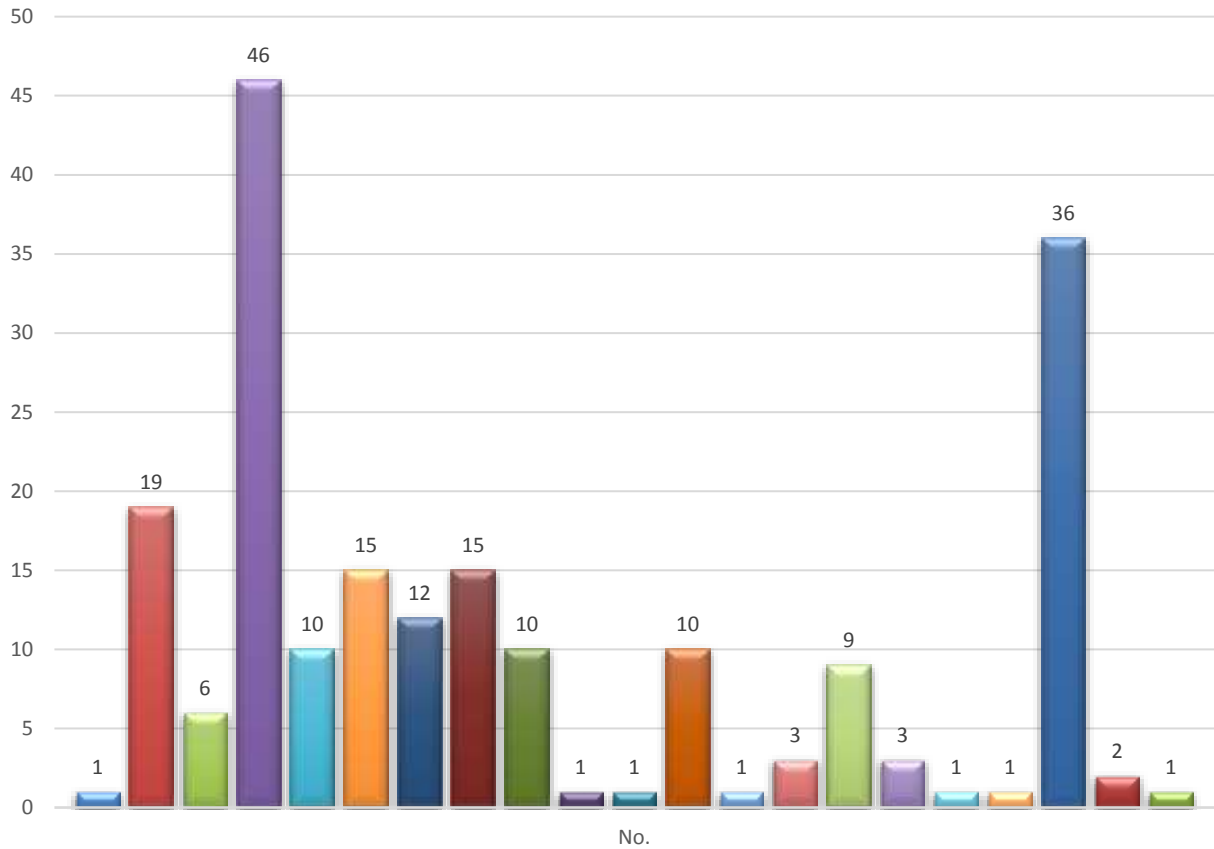
1.0 Cases reported and investigated

Two hundred and three cases were fully investigated by the Agency in the year 2019. Foreign travel which promotes prostitution constituted 22.7% of the total cases investigated by the Agency during the year, 2019. Cases of child abuse and procurement of persons for sexual exploitation constituted 17.7% and 9.4% respectively during the year.

The Agency successfully investigated 59 cases which were established as external trafficking. This number represents 29.1% of the total cases investigated during the reporting period.

Cases investigated	Investigated	
	No.	%
Exportation of Persons for Prostitution	1	0.5
Procurement of Persons for Sexual Exploitation	19	9.4
Recruitment of Persons Under 18 years for Prostitution	6	3.0
Foreign Travel which promotes Prostitution	46	22.7
Buying or selling of Human Beings for any purpose	10	4.9
Forced Labour within Nigeria	15	7.4
Forced Labour outside Nigeria	12	5.9
Employment of Child as domestic worker and inflicting grievous harm	15	7.4
Fraudulent Entry of Persons	10	4.9
Attempt to commit an offence under this act	1	0.5
Impersonation or assumption of character of an officer of the Agency	1	0.5
Abduction from guardianship	10	4.9
Forced Marriage	1	0.5
Missing Persons	3	1.5
Sexual Abuse/Defilement	9	4.4
Child Abandonment	3	1.5
Greener Pastures	1	0.5
Custody battle	1	0.5
Child Abuse	36	17.7
Fraud	2	1.0
Violation of human right	1	0.5
Total	203	100.0

Cases investigated



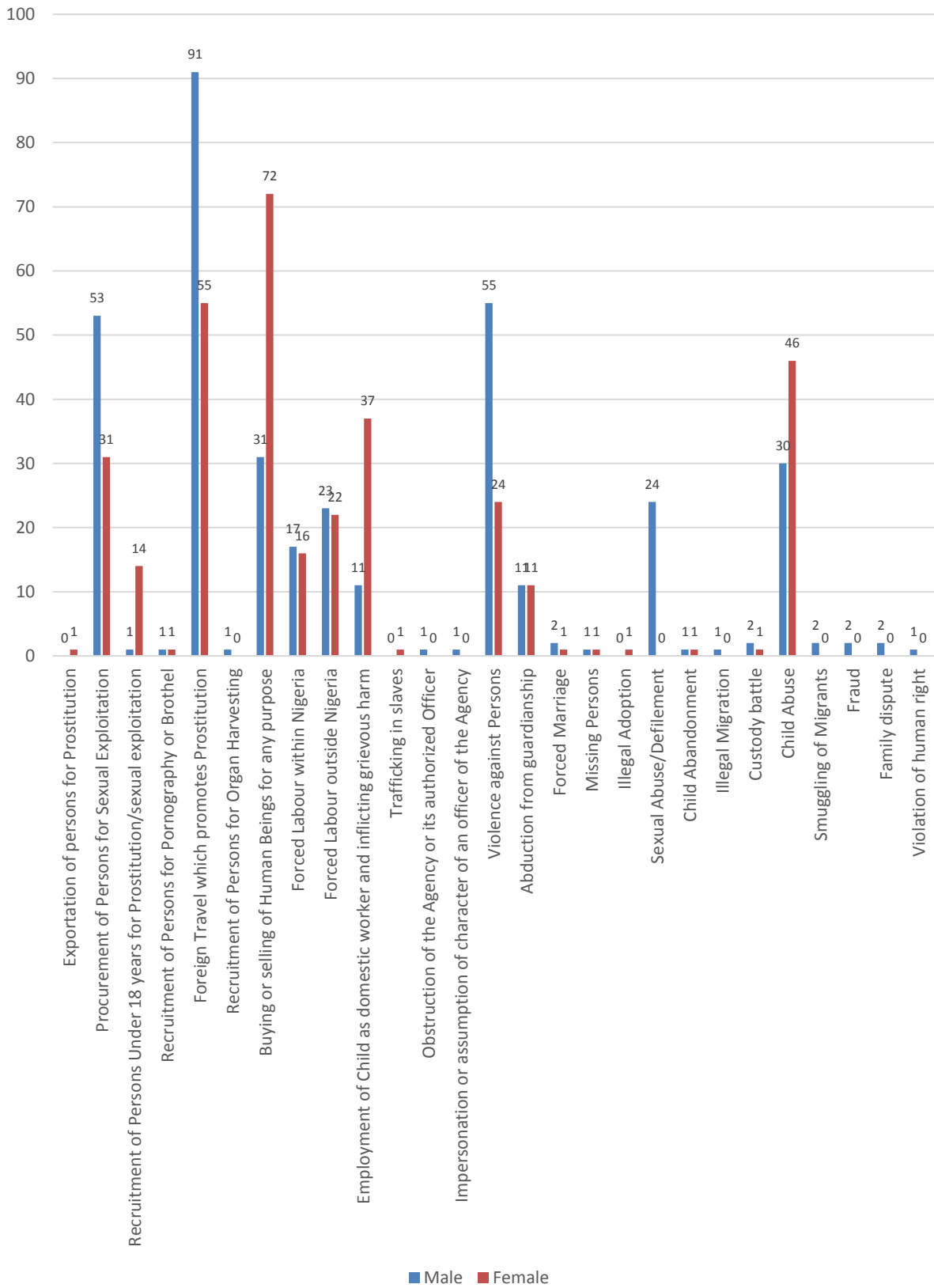
- Exportation of Persons for Prostitution
- Procurement of Persons for Sexual Exploitation
- Recruitment of Persons Under 18 years for Prostitution
- Foreign Travel which promotes Prostitution
- Buying or selling of Human Beings for any purpose
- Forced Labour within Nigeria
- Forced Labour outside Nigeria
- Employment of Child as domestic worker and inflicting grievous harm
- Fraudulent Entry of Persons
- Attempt to commit an offence under this act
- Impersonation or assumption of character of an officer of the Agency
- Abduction from guardianship
- Forced Marriage
- Missing Persons
- Sexual Abuse/Defilement
- Child Abandonment
- Greener Pastures
- Custody battle
- Child Abuse
- Fraud
- Violation of human right

1.1 Suspected traffickers

Seven hundred and one (701) arrests were made in the year 2019. 20.8% of the arrests were from foreign travel which promotes prostitution offence. Buying and selling of human beings for any purpose, and procurement of person for sexual exploitation had 14.7% and 12.0% respectively. Details of arrests are as shown below.

Suspected traffickers	Male		Female		Total
	No	%	No	%	
Exportation of persons for Prostitution	0	0.0	1	0.3	1
Procurement of Persons for Sexual Exploitation	53	14.5	31	9.2	84
Recruitment of Persons Under 18 years for Prostitution/sexual exploitation	1	0.3	14	4.2	15
Recruitment of Persons for Pornography or Brothel	1	0.3	1	0.3	2
Foreign Travel which promotes Prostitution	91	24.9	55	16.4	146
Recruitment of Persons for Organ Harvesting	1	0.3	0	0.0	1
Buying or selling of Human Beings for any purpose	31	8.5	72	21.4	103
Forced Labour within Nigeria	17	4.7	16	4.8	33
Forced Labour outside Nigeria	23	6.3	22	6.5	45
Employment of Child as domestic worker and inflicting grievous harm	11	3.0	37	11.0	48
Trafficking in slaves	0	0.0	1	0.3	1
Obstruction of the Agency or its authorized Officer	1	0.3	0	0.0	1
Impersonation or assumption of character of an officer of the Agency	1	0.3	0	0.0	1
Violence against Persons	55	15.1	24	7.1	79
Abduction from guardianship	11	3.0	11	3.3	22
Forced Marriage	2	0.5	1	0.3	3
Missing Persons	1	0.3	1	0.3	2
Illegal Adoption	0	0.0	1	0.3	1
Sexual Abuse/Defilement	24	6.6	0	0.0	24
Child Abandonment	1	0.3	1	0.3	2
Illegal Migration	1	0.3	0	0.0	1
Custody battle	2	0.5	1	0.3	3
Child Abuse	30	8.2	46	13.7	76
Smuggling of Migrants	2	0.5	0	0.0	2
Fraud	2	0.5	0	0.0	2
Family dispute	2	0.5	0	0.0	2
Violation of human right	1	0.3	0	0.0	1
Total	36	100.	33	100.0	701

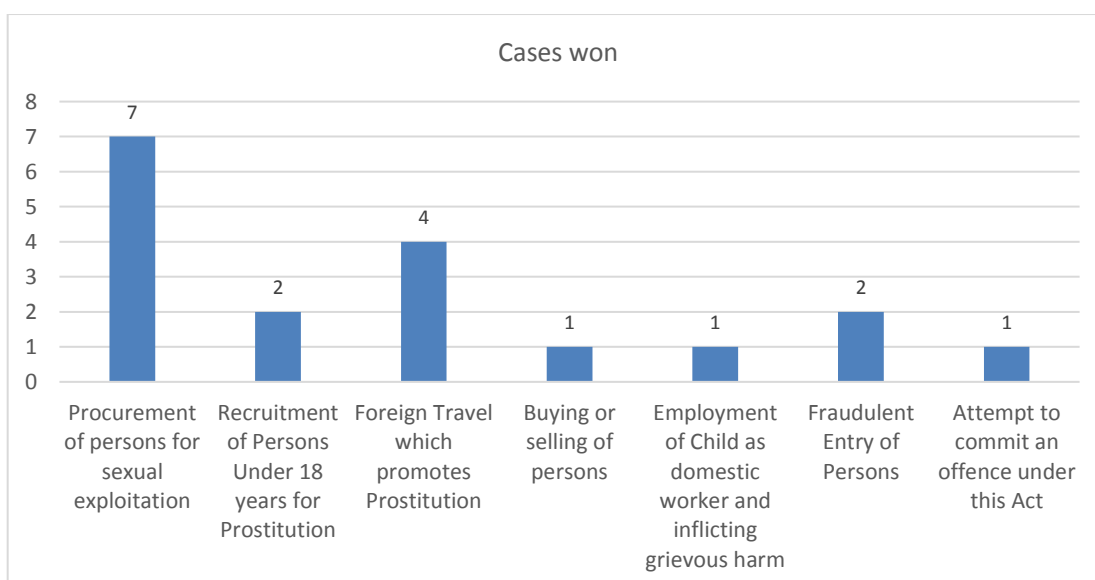
Suspected Traffickers



2.0 Prosecution and Convictions

The Agency prosecuted several cases of human trafficking and secured convictions in 18 cases with 25 traffickers convicted. Procurement of persons for sexual exploitation had 38.9% of the total cases won while foreign travel which promotes prostitution had 22.2%.

Cases won	No.	%
Procurement of persons for sexual exploitation	7	38.9
Recruitment of Persons Under 18 years for Prostitution	2	11.1
Foreign Travel which promotes Prostitution	4	22.2
Buying or selling of persons	1	5.6
Employment of Child as domestic worker and inflicting grievous harm	1	5.6
Fraudulent Entry of Persons	2	11.1
Attempt to commit an offence under this Act	1	5.6
Total	18	100.0



The Agency convicted 25 traffickers: 14 males and 11 females during the period. Breakdown is as shown below.

Convicted traffickers	Male	Female	Total	(%)
Procurement of persons for sexual exploitation	7	1	8	32.0
Recruitment of Persons Under 18 years for Prostitution	1	1	2	8.0
Foreign Travel which promotes Prostitution	4	1	5	20.0
Buying or selling of human being	1	2	3	12.0
Employment of Child as domestic worker and inflicting grievous harm	0	3	3	12.0
Fraudulent Entry of Persons	1	1	2	8.0
Attempt to commit an offence under this Act	0	2	2	8.0
Total	14	11	25	100.0



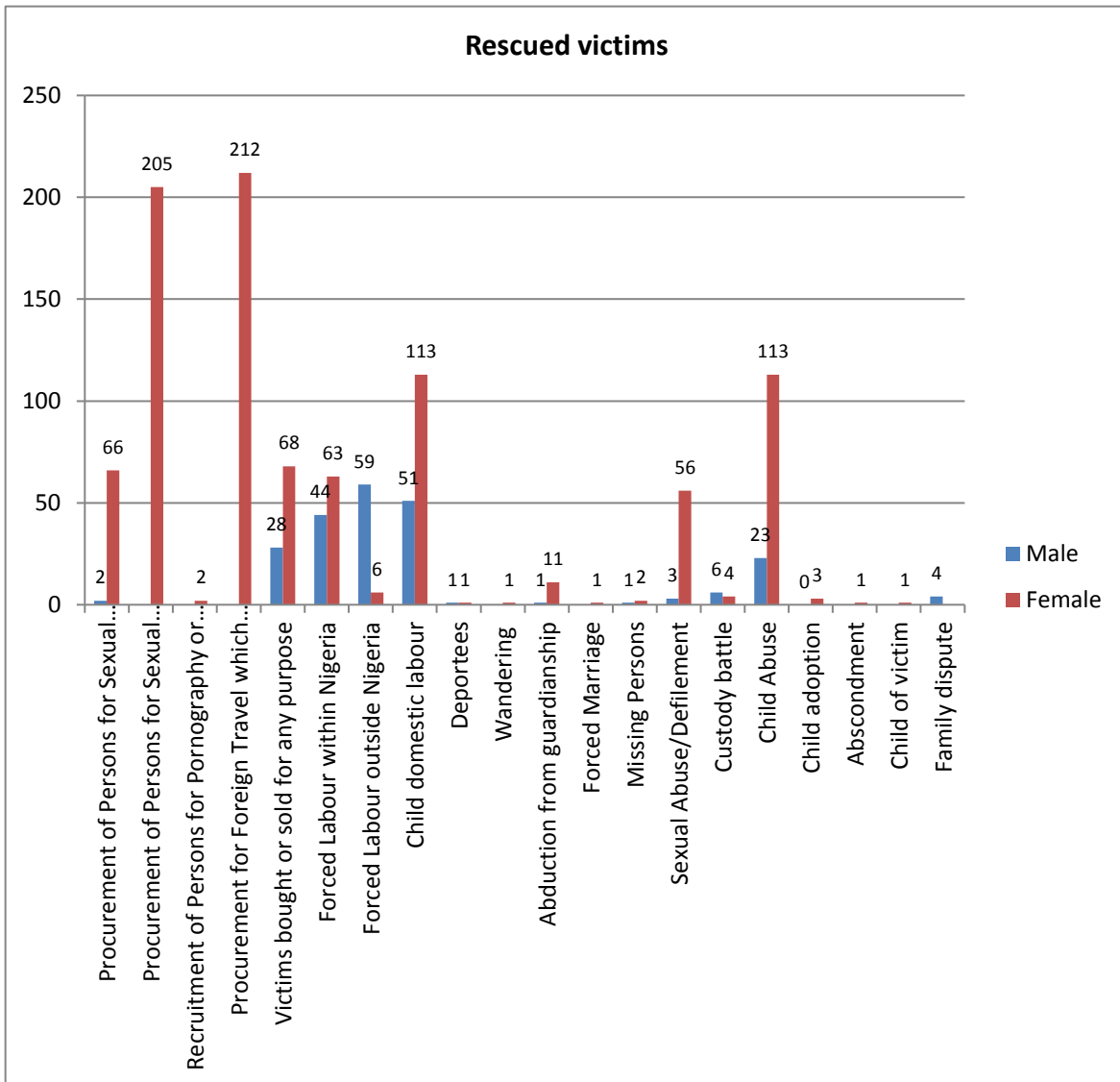
3.0 Rescued Victims of Human Trafficking

The Agency rescued a total of One thousand, one and hundred and fifty two victims in the year 2019. Procurement for foreign travel which promotes prostitution had the highest number of rescued victims with 18.4% of the total rescued. Procurement of persons for external sexual exploitation and child domestic labour had 17.8% and 14.2% respectively.

Victims of external trafficking constituted 41.8% of the total rescued victims in the year 2019. Breakdown of rescued victims are as shown in the table below.

Rescued victims	Male		Female		Total
	No.	(%)	No.	(%)	
Procurement of Persons for Sexual Exploitation or prostitution internally	2	0.9	66	7.1	68
Procurement of Persons for Sexual Exploitation or prostitution externally	0	0.0	205	22.1	205
Recruitment of Persons for Pornography or Brothel	0	0.0	2	0.2	2
Procurement for Foreign Travel which promotes Prostitution	0	0.0	212	22.8	212
Victims bought or sold for any purpose	28	12.6	68	7.3	96
Forced Labour within Nigeria	44	19.7	63	6.8	107
Forced Labour outside Nigeria	59	26.5	6	0.6	65
Child domestic labour	51	22.9	113	12.2	164
Deportees	1	0.4	1	0.1	2

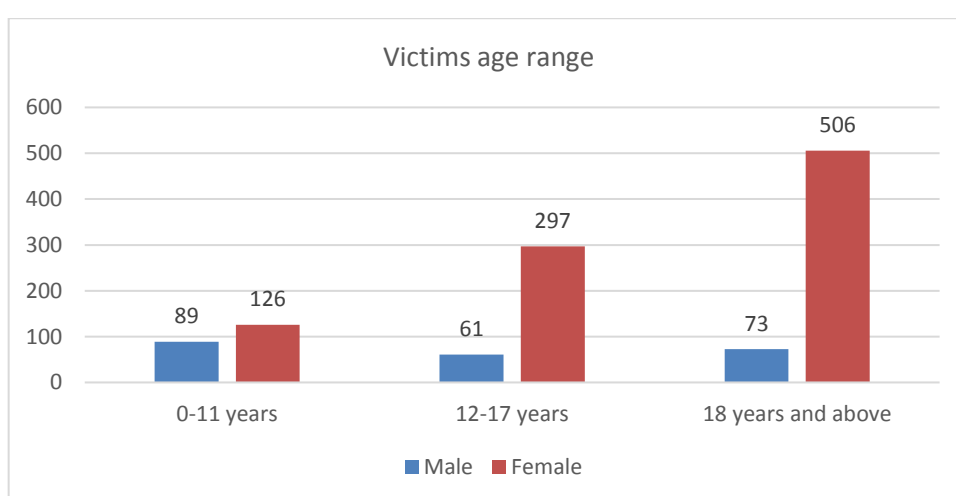
Wandering	0	0.0	1	0.1	1
Abduction from guardianship	1	0.4	11	1.2	12
Forced Marriage	0	0.0	1	0.1	1
Missing Persons	1	0.4	2	0.2	3
Sexual Abuse/Defilement	3	1.3	56	6.0	59
Custody battle	6	2.7	4	0.4	10
Child Abuse	23	10.3	113	12.2	136
Child adoption	0	0.0	3	0.3	3
Abscondment	0	0.0	1	0.1	1
Child of victim	0	0.0	1	0.1	1
Family dispute	4	1.8	0	0.0	4
Total	223	100.0	929	100.0	1152



3.1 Victims Age Range

Females are more vulnerable to human trafficking. This is evident in the number of female rescued during the year. 80.6% of victims rescued in the year were females. Children (0 – 17 years) added up to 49.8% of rescued victims.

Victims age	Male	Female	Total	(%)
0-11 years	89	126	215	18.7
12-17 years	61	297	358	31.1
18 years and above	73	506	579	50.2
Total	223	929	1,152	100.0

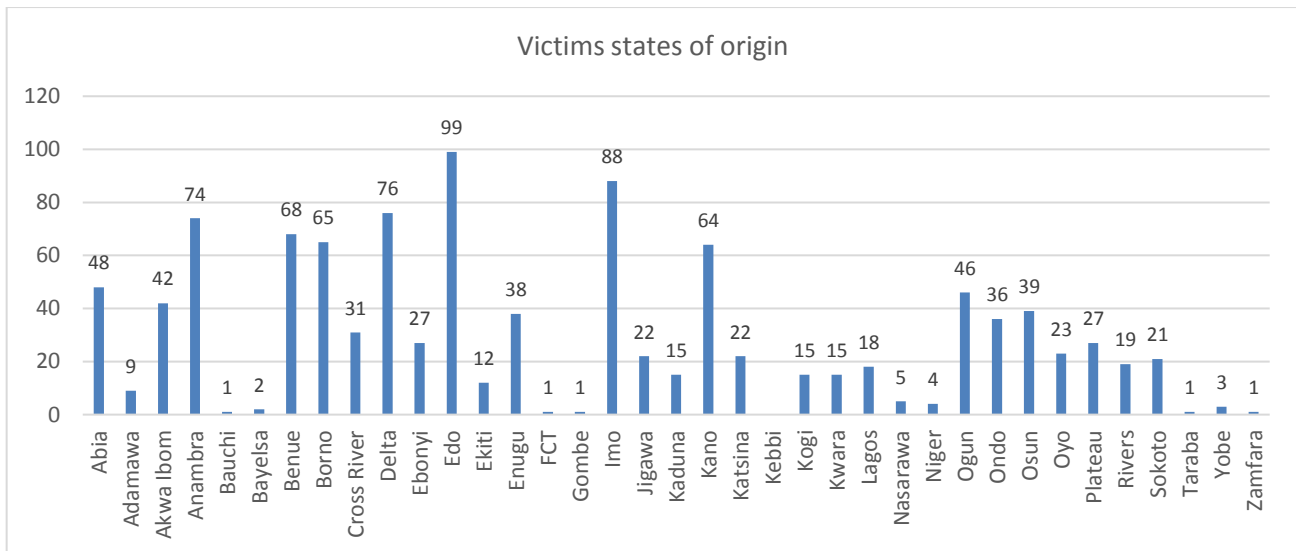


3.2 State Distribution of Rescued Victims of Human Trafficking

Edo State had the highest number of rescued victims with 9.2% of the total victims rescued. Imo State had a drastic increase in the number of victims rescued in 2019 with 8.2% and Delta State with 7.1%.

S/N	STATE	NO.	%
1	Abia	48	4.5
2	Adamawa	9	0.8
3	Akwa Ibom	42	3.9
4	Anambra	74	6.9
5	Bauchi	1	0.1
6	Bayelsa	2	0.2
7	Benue	68	6.3
8	Borno	65	6.0
9	Cross River	31	2.9
10	Delta	76	7.1
11	Ebonyi	27	2.5
12	Edo	99	9.2
13	Ekiti	12	1.1
20	Kano	64	5.9
21	Katsina	22	2.0
22	Kebbi	0	0.0
23	Kogi	15	1.4
24	Kwara	15	1.4
25	Lagos	18	1.7
26	Nasarawa	5	0.5
27	Niger	4	0.4
28	Ogun	46	4.3
29	Ondo	36	3.3
30	Osun	39	3.6
31	Oyo	23	2.1
32	Plateau	27	2.5

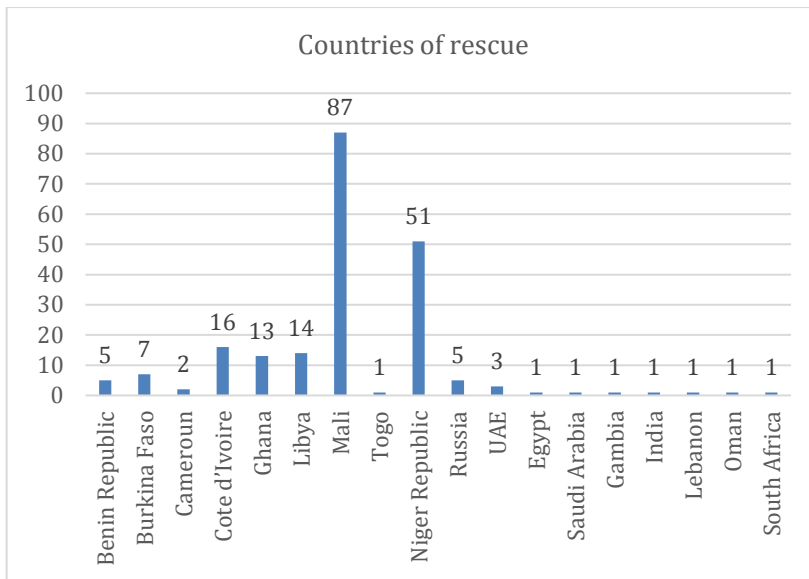
14	Enugu	38	3.5	33	Rivers	19	1.8
15	FCT	1	0.1	34	Sokoto	21	1.9
16	Gombe	1	0.1	35	Taraba	1	0.1
17	Imo	88	8.2	36	Yobe	3	0.3
18	Jigawa	22	2.0	37	Zamfara	1	0.1
19	Kaduna	15	1.4	Total		1,078	100.0



3.3 Country of rescue of external trafficking

Two hundred and eleven (211) Nigerian victims of trafficking were identified abroad and returned to the country. Details are as shown in the table below.

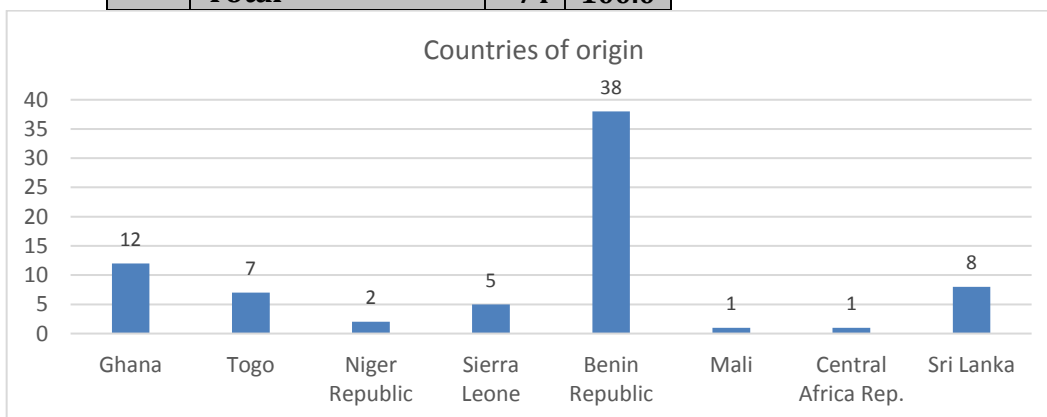
S/N	Country of Rescue	No.	%
1	Benin Republic	5	2.4
2	Burkina Faso	7	3.3
3	Cameroun	2	0.9
4	Cote d'Ivoire	16	7.6
5	Ghana	13	6.2
6	Libya	14	6.6
7	Mali	87	41.2
8	Togo	1	0.5
9	Niger Republic	51	24.2
10	Russia	5	2.4
11	UAE	3	1.4
12	Egypt	1	0.5
13	Saudi Arabia	1	0.5
14	Gambia	1	0.5
15	India	1	0.5
16	Lebanon	1	0.5
17	Oman	1	0.5
18	South Africa	1	0.5
	Total	211	100.0



3.4 Countries of Origin of Rescued Victims of Human Trafficking

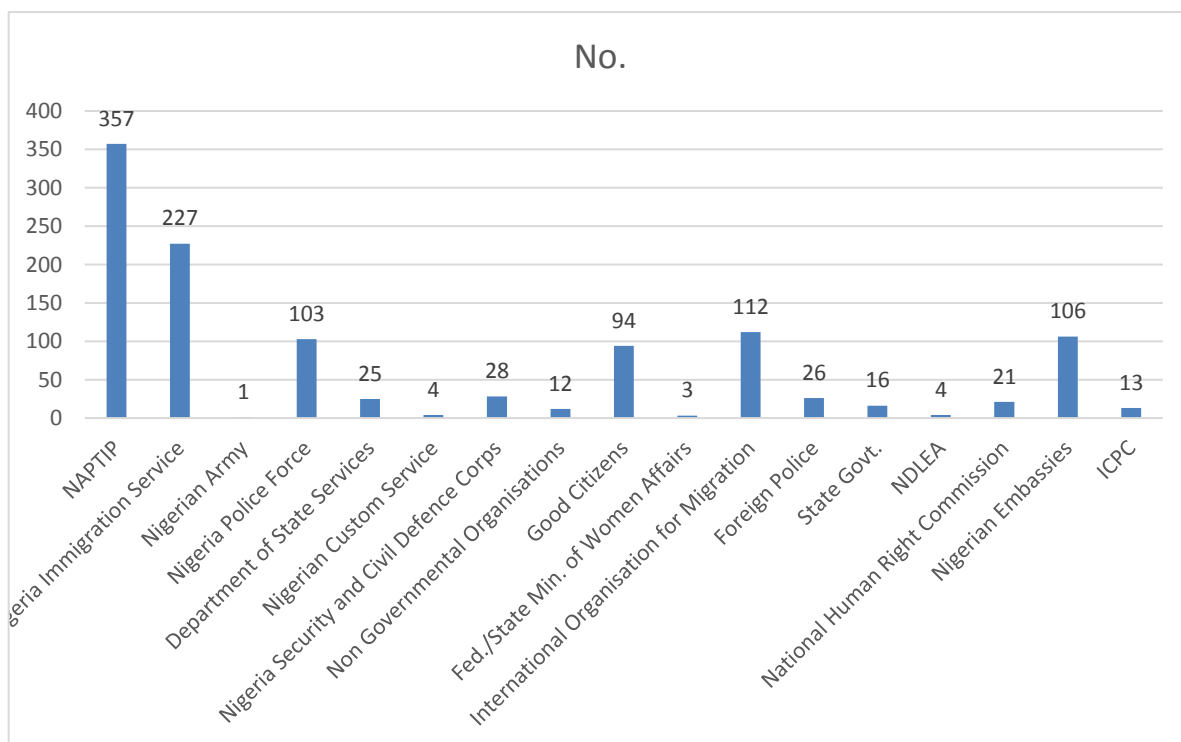
Seventy four (74) foreign nationals were rescued for various types of trafficking in Nigeria during year. Benin Republic had the highest with 51.4%. Ghana also had considerable number of 16.2% of the total foreign nationals.

S/N	NATIONALITY	NO.	%
1	Ghana	12	16.2
2	Togo	7	9.5
3	Niger Republic	2	2.7
4	Sierra Leone	5	6.8
5	Benin Republic	38	51.4
6	Mali	1	1.4
7	Central Africa Rep.	1	1.4
8	Sri Lanka	8	10.8
	Total	74	100.0



4.0 Rescue Agencies

S/N	Rescue Agencies	No.	Percentage (%)
1	NAPTIP	357	31.0
2	Nigeria Immigration Service	227	19.7
3	Nigerian Army	1	0.1
4	Nigeria Police Force	103	8.9
5	Department of State Services	25	2.2
6	Nigerian Custom Service	4	0.3
7	Nigeria Security and Civil Defence Corps	28	2.4
8	Non-Governmental Organisations	12	1.0
9	Good Citizens	94	8.1
10	Fed./State Min. of Women Affairs	3	0.3
11	International Organisation for Migration	112	9.7
12	Foreign Police	26	2.3
13	State Govt.	16	1.4
14	NDLEA	4	0.3
15	National Human Right Commission	21	1.8
16	Nigerian Embassies	106	9.2
17	ICPC	13	1.1
	Total	1,152	100.0



5.0 SUMMARY

S/N		Inception to Dec. 2019
1.	Total number of cases received	7,487
2.	Total number of cases investigated	3,935
3.	Total number victims rescued	14,688
4.	Total number of convictions	332
5.	Total number of convicted persons	413